




English



“Exciting time is here again! It’s time for summer vacation and fun filled activities”.



Dear parents,

Holidays are time when you can connect with your child in many ways. As you are your child’s first teacher, you can encourage your child’s love for learning by participating in many activities at home , working together will help your child to build confidence and develop skills necessary for his/her education.

- ▶ 1. Play indoor games with your child.
- ▶ 2. Involve them in small household activities like dusting , cleaning, filling water bottles, watering plants.
- ▶ 3. Inculcate in them good manners, healthy habits and respect for elders.
- ▶ 4. Converse with your child in English.
- ▶ 5. Encourage your child to read books to enhance their language skills.



Learning work

1. Learn the poem 'Laughing song' (English Course Book pg -89)
2. Read L-3 from English course book and learn difficult words to enrich your vocabulary.
3. Make your own dictionary. Write two words with its meaning from the course book everyday.

Activity Time (Do in English holiday homework copy)

1. Find three things in your house that begin with the letter 'B'. Draw them and write one sentence with each.
2. Draw a picture of your favourite toy, label it and write five sentences.
3. Frame a scrap book and paste or draw ten pictures in singular nouns and plural nouns.

For ex:



girl



girls

4. Draw or paste pictures of ten adjectives . Make sentences with them in a scrap book.
5. Draw a family tree in your scrap book. Paste photographs of your family members. Write ten sentences about your family.
6. Cut five pictures from old newspaper. Paste them in your scrap book and give a **caption** to each picture.
7. Listen to the news in TV everyday and write one important news daily in your holiday homework copy.
8. Write five safety rules from corona virus. What do you do to protect yourself from corona disease during vacation. Write five lines about this in your holiday home work copy.

Reading Time:

BOOKS ARE OUR BEST FRIEND



- ▶ Select books of your interest and read them. Refer to the following
- ▶ links for some interesting stories.
- ▶ <https://www.youtube.com/watch?v=byKELv7gcDE>
- ▶ <https://www.youtube.com/watch?v=TqhqqvmRcj0>
- ▶ https://www.youtube.com/watch?v=li_HVwDmB-Y
- ▶ Learn any one story and enact at home using creative props like finger puppets, stick puppets, etc.



Practice Time

1. Do worksheet 1, 3,4,5,6,7 in your 'Assignment for Holidays book' itself.

2. Picture composition:

Observe the picture carefully. Write a paragraph describing the picture in your holiday home work copy.



Follow the link below for English conversation:

- ❖ <https://www.youtube.com/watch?v=wj0BH91FnBQ>
- ❖ <https://pschool.in/>

Assignment Time : (Do in your English class work copy)

I. Arrange the following jumbled words to make meaningful sentences.

1. have dosa will for lunch I

2. The best policy Honesty is

Ans:

Ans:

II. Add suitable words to form complete sentence.

1. Ram goes to the _____ .

2. The sun gives us _____ .

III. Circle the common nouns.

1. The baby cried loudly.

2. We cannot count stars.

IV. Complete the sentences by adding appropriate subject.

1. _____ is drawing a picture.

2. _____ is a holy river.

V. Underline the proper nouns.

1. My favourite subject is English.

2. I met Sonali in the library.

VI. Underline the predicate in the following sentences.

1. My grandparents live in a village.

2. Ruskin Bond is a famous author.



VII. Match the following.

1. A pack of sheep
2. A team of people
3. A flock of wolves
4. A crowd of students
- 5 A class of players

VIII. Write the opposite gender of given nouns.

1. princess - _____
2. horse- _____
3. man- _____

IX. Underline the common gender and circle the neuter gender.

1. The doctor gives us medicines.
2. These papers belong to my friends.

X. Write the word meaning.

1. excite - _____
2. mutter - _____

XI. Use each pair of words to make sentences.

1. favourite
subject

2 difficult –

test

XII. Answer the given questions.

1. Why was Raghu looking forward to the English exam?

Ans-

2. How did he feel on seeing the Maths paper?

Ans-



FUN TIME



“To keep the body in good health is a duty... otherwise we shall not be able to keep our mind strong and clear”

❖ Click the following link to make your ward to do warm up daily with some fun filled activities :

▶ <https://www.youtube.com/watch?v=0lWqOOQdvmU> zumba kids

▶ <https://www.youtube.com/watch?v=SKlYCBqK2oY&t=45s> Yoga exercise



Class IV
EVS

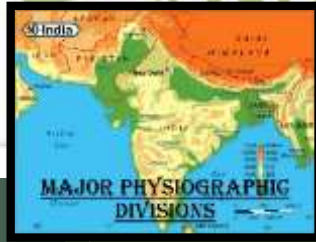
HOLIDAY HOMEWORK

Note : Those who have not bought the books, ask your class teacher for the given pages.

- 1. Read Lesson -15, Seasons (Page no 90) of the EVS book.**
- 2. Do the Science worksheets given on page numbers 8 and 9 in the assignment book.**
- 3. Make a homemade cotton face mask that you can wear when you come back to class.**
- 4. Grow any 2 plants using seeds or vegetables from your kitchen. (For example, Fenugreek (Methi), Coriander (Dhaniya), Rai or Sarsu (Mustard), tomato, potato, etc). You can take help from youtube videos. Keep documenting the stages of growth in the EVS copy day wise or week wise. You can bring the plants to school after it reopens.**
- 5. Learn the list of states and union territories along with their capitals given on page number 15 of SST book.**
- 6. Map work : Locate the states and union territories on the map given on page no 152 of SST book.**
- 7. Do the Social Studies worksheets given on page no 2, 3, and 29 in the assignment book.**
- 8. Your friend is visiting from abroad. Imagine that you live in Maharashtra.**

Write in your EVS notebook :

- [a] Which famous places and monuments would you like to show him/her?**
- [b] Which popular dance or music would you like to show him/her?**
- [c] What kind of food that is unique to the state would you like him/ her to taste?**



CLASS -4 EVS ASSIGNMENT



Q1. Define the following :

- a) External organs
- b) Protective food
- c) Peninsula
- d) Spokes

Q2. Answer the following in short :

- a) Name three different types of food items that we get from plants.
- b) How does the heart help us?
- c) Which states of India have the same capital ? Name them.
- d) What do our National Symbols represent?

Q3. Long Answers:

- a) Write a short note on the diversity of India.
- b) Clearly state the rules for hoisting the National Flag.
- c) Write any four good food habits.
- d) Some food items need to be cooked before eating. Why?

Note: *Do these assignments in EVS copy.

*The work will be assessed after the school reopens.



Holiday Home Work
Class IV
Subject- Mathematics

Maths Newsletter:

In this students will make a magazine using A4 size sheet showing information on the following five things and decorate it beautifully. Lastly, punch all these A4 sheets.

- | | |
|----|--------------------------------------|
| A. | History of 2 mathematicians |
| B. | 2 mathematical jokes/riddles |
| C. | 2 mathematical puzzles |
| D. | 2 rangolis using geometrical shapes |
| E. | Tables 2 to 20 (learn by heart also) |

Maths Worksheet:

Do worksheet 1, 2, 3 and 4 in worksheet booklet which is given along with books.

Assignment

(Do the assignment neatly in maths copy and it will be evaluated)

Q.1 Write the numeral for - Twenty five thousand one hundred six.

Q.2 Write the number name of 52,009.

Q.3 Write the expanded form of 400357.

Q.4 Arrange the following numbers in ascending order

19765, 2296, 38640, 113542, 92567

Q.5 IN his cricket career Sachin scored 11,321 runs in test cricket and 18,426 runs in one-day cricket. Find the total scored by Sachin in both the forms.

Q.6 In an entrance examination, 18958 students appeared. Out of this, only 5426 students cleared the exam. How many students did not clear the exam?

Q.7 Write the predecessor and successor of the number 9,89,999.

Q.8 Arrange in columns and add:

$$73521 + 11213 + 4150$$

Q.9 Arrange in columns and subtract:

$$86,275 - 39,869$$

Q.10 Draw a line segment of 6.3 cm.


Q.11 Draw a circle of radius 4 cm.

Q.12 Draw the following angles and write their definition:

1. Acute angle
2. Obtuse angle
3. Right angle



COMPUTER CLASS - IV



mouse
keyboard
CPU

digital camera
monitor
printer

speakers
headphones
MP3 player

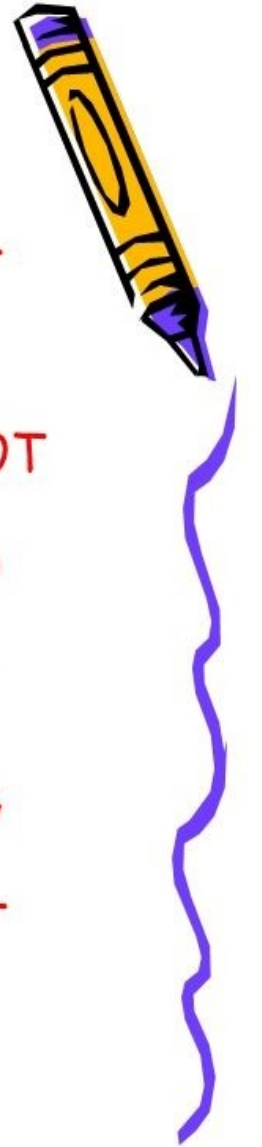
Can you
name
these
devices ?



How to take proper care of my Computer?


PROPER CARE OF YOUR COMPUTER

1. KEEP YOUR COMPUTER CLEAN AND DUST FREE
2. DO NOT EAT OR DRINK IN THE LAB
3. TYPE GENTLY ON THE KEYBOARD; DO NOT BANG ON KEYS
4. NEVER PUT ANYTHING BUT DISKS INTO THE DISK DRIVES
5. NEVER DROP OR JOLT ANY PART OF THE COMPUTER
6. ONLY USE SOFT CLOTHS FOR CLEANING THE MONITOR SCREEN
7. KEEP COMPUTER IN A ROOM THAT IS AT ROOM TEMPERATURE



Did you know?


- **Douglas Engelbart created the first mouse in the year 1968.**
- **The first web browser was named Mosaic.**
- **We can access more than a billion websites today through Internet.**
- **While using internet we blink 10 times a minute where we normally blink 20 times in the same time.**




Do's and Don'ts with Computers

1. Keep Clean

Keep the computer and its nearby area clean.



Cover the computer when it is not in use.



Do not eat or drink near the computer.



2. Be Gentle

Do not pull parts away from the computer.



Do not bang hard on the keyboard.



3. Be Safe

Do not pull any wires connected to the CPU.



Ask the teacher every time you want to turn the computer on or off. If any wire has come out, ask your teacher to put it back.



Do not put fingers into any slot.



Let's
Understand
some Do's
and Don'ts

Let's Help Rahul

Rahul was working on his computer. He created a file named “english.docx” and saved it. But while he was deleting some unwanted files, he accidentally deleted “english.docx” file too. Can you help Rahul in getting back his file?

Write in your copy the steps to help Rahul.

Assignment

1. Match the name of these devices with its picture:

_____ 1. MOUSE

_____ 2. CD

_____ 3. INKJET PRINTER

_____ 4. KEYBOARD

_____ 5. SCANNER

_____ 6. MONITOR

_____ 7. FLASH DRIVE

_____ 8. LASER PRINTER

A.



B.



C.



D.



E.



F.



G.



H.



2. Make a computer working flow chart showing the different devices (Input-Output-Processing-Storage)

3. Draw these devices and write short note on it:

- a) Monitor
- b) C.P.U
- c) Speakers
- d) Scanner
- e)Light Pen

NOTE:

Learn Lesson 1 and 2.

Do all the work in computer copy.

Practice in your computer how to create files and folders.





सेंट मेरीज़ पब्लिक स्कूल

हिन्दी ग्रीष्मावकाश कार्य एवं कार्य पत्र

कक्षा - 4

निर्देश - ग्रीष्मावकाश कार्य और कार्य पत्र हिन्दी कॉपी में साफ तथा सुन्दर लेख में करें ।
कार्य पत्र के अंक दिए जाएंगे ।

ग्रीष्मावकाश कार्य

1- शिक्षाप्रद कोई एक कहानी पढ़कर उसकी समीक्षा लिखिए ।

क - कहानी का नाम

ख - कहानी के लेखक / लेखिका का नाम

ग - कहानी के पात्र

घ - कहानी से शिक्षा

2- जून के पहले तथा दूसरे सप्ताह के कोई पाँच - पाँच समाचार लिखो ।

3- अपने बचपन की फोटो चिपका कर अपने बारे में दस वाक्य लिखो ।

4- आप अपना समय परिवार के साथ कैसे व्यतीत कर रहे हैं 100 शब्दों में लिखो ।

5- पाठ 1, 2, 4, 5 के कठिन शब्द लिखो तथा पाठ - 6 "झरना" कविता याद करो ।

6- कार्यपत्रक 3,4,5 Assignment for Holidays पत्रिका में करें ।

कार्य पत्र

प्र01) निम्न प्रश्नों के उत्तर दीर्घ में दीजिए-

क - अमीना का क्रोध स्नेह में क्यों बदल गया ?

ख - कवि चिड़िया बनकर क्या - क्या करना चाहते हैं ?

प्र02) निम्न संयुक्त अक्षरों से दो - दो शब्द लिखो ।

क्त - _____

स्य - _____

क्क - _____

स्न - _____

प्र03) निम्नलिखित शब्दों के वचन बदलकर लिखिए ।

दुआएँ - _____

इमारत - _____

सेवई - _____

खिलौने - _____

प्र04) समान तुक वाले 3-3 शब्द लिखो ।

जंगल - _____

घाटी - _____

डाली - _____

जाऊँ - _____

प्र05) विलोम शब्द लिखिए ।

सुख - _____

जीवन - _____

पाना - _____

बनना - _____

पक्का - _____



CLASS IV MORAL SCIENCE HOLIDAY HOMEWORK

1. Write a summary of any story in 100 words having a meaningful moral. You can pick up story from any of these books. (Do in the note book)

- Panchtantra**
- Enid Blyton**
- Ruskin Bond**



2. Write a slogan on any one topic

(Do in A-4 or A-3 size sheet only)

- **Self Hygiene**
- **Team work**





CLASS 4

G.K HOLIDAY HOMEWORK

1. Make a poster on any one of the following topics.

(Do in A-4 size sheet)

- Health warriors
- Unity in Diversity
- Save water

2. Write any ten current affairs in G.K note book.

3. Do the worksheet no. 2 and 8 in G.K assignment book.