

ST.MARY'S PUBLIC SCHOOL

Pre-Primary

Date:15thApril,2020

Kindly practice the following in school notebook.

English: Write small letter a to z in school notebook (2times).

Write cursive letters *b, e, d* and *f* in school notebook (3times).

Maths: Write counting 1 to 30 in school notebook (3times).

Write Missing Numbers and Count and Write in school notebook(2times).

E.V.S : Worksheet (Cross the things which are not in playground).

हिंदी : स्कूल नोटबुक में दिया गया वर्कशीट करे हैं /(3times)

Learn poem : https://youtu.be/SDu_sBUBNIs आम फलों का राजा है/

Shapes : Do practice of given worksheet .

Life skills : Lets learn how to greet our friends by lishening

this <https://youtu.be/gqhDRJVxFxU> small rhyme.

and repeating its lyrics with it.

Gala : Do aerobic by watching this small cartoon

Video clip https://youtu.be/7_Cfu3ol7IE




Q1. Cross (X) the things which are not in playground.



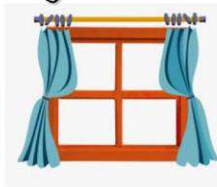
Name : _____



I Know My Shapes



Put right [✓] on circle object.



Name : _____



I Know

My Shapes

A large, empty rectangular area with a dashed black border, intended for drawing or writing.

Put right [✓] on square object.



ST.MARY'S PUBLIC SCHOOL
ACADEMIC SESSION 2020-21
CLASS-PRE.PRIMARY
SUBJECT- HINDI WORKSHEET

NAME- _____

DATE- _____

उ


से



उल्लू

ऊ

से



ऊन

ए

से



एक

ऐ

से



ऐनक



सेंट मैरी पब्लिक स्कूल

कक्षा: प्री-प्राइमरी

प्रश्न 2. चित्र देखकर पहला अक्षर लिखो /

1.



2.



3.



4.



5.



English Worksheet

b d e f

Handwriting practice lines consisting of five sets of three horizontal lines each, for practicing the letters b, d, e, and f.



● Do this in your class copy

ST. MARY'S PUBLIC SCHOOL

PRE PRIMARY


MATHS WORKSHEET

Q.1 Write the missing numbers.

	1
	3
	5
	8
1	0

1	1
1	4
1	6
1	9

2	1
2	5
2	7
3	0



Q.2 Count and Write.



➤ DO THIS WORK IN YOUR CLASSWORK COPY.

Activity

BOTTLE CAP PAINTING

➤ Material Required

- Collect Different size of cap
- Four any poster colour
- One A4 size sheet
- Black marker or black sketch pen
- Take your A4 sheet and place it on your clipboard.
- Dip bottle cap in any one color and trace it on A4 sheet.
- Do this with different size of bottle cap and with different colour.
- At last give boarder



Thank You

Class: Pre-Primary

EVS



Things In The Classroom

Learn it along with video.
Click on the below link for the video:
<https://youtu.be/dSk5pzXbJHo>



Classroom Objects



Scissors

Notebook



Eraser

Desk



Board



Magnifying glass



Palette



Paper clip

Ruler



Paint brush



Pen



Pencil



Glue



Sharpener



Books



Backpack



Stapler



Chair



Calculator



Backpack



Scissors



Glue



Pencil



Ruler



Scissors

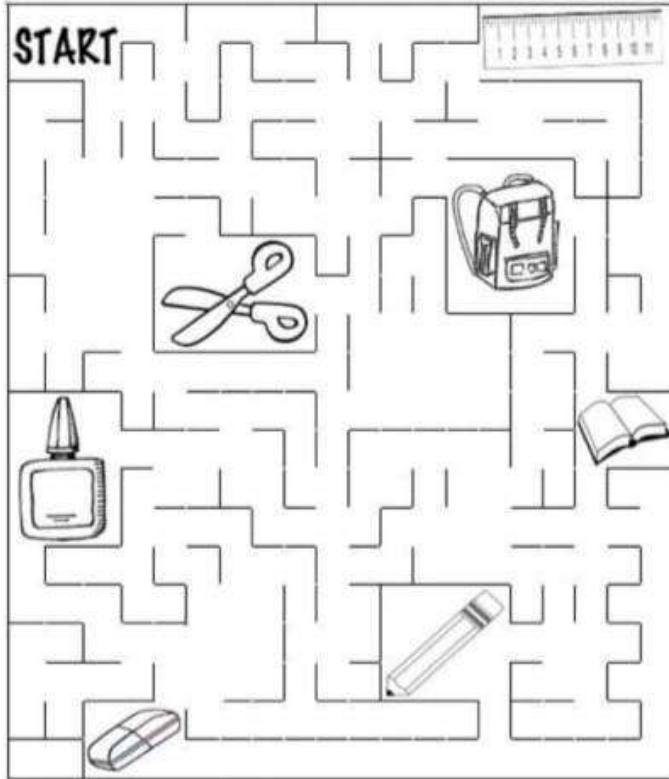


Tape

SCHOOL OBJECTS



START



scissors



ruler



eraser



glue



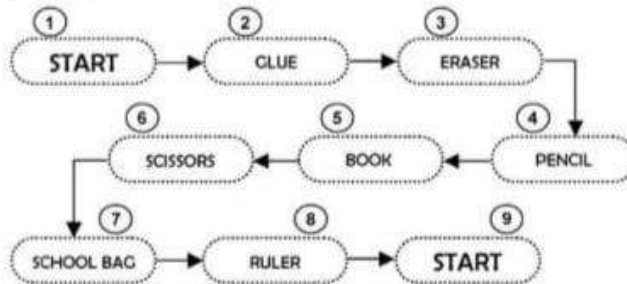
pencil



book



school bag





Name _____

School Supplies

Tracing

Directions: Trace the school supplies. Then color them.



Back to School


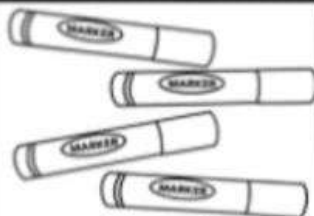
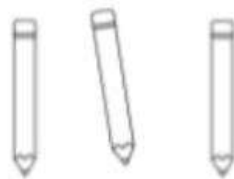
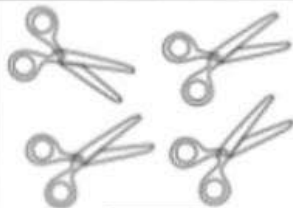
Name _____

School How Many?


Count. Write the number in the box.



3




THANK YOU!



CONVERSATION

QUESTION OF PRE-PRIMARY

1. What is your name?
 2. Who are you? (Boy or Girl)
 3. How old are you?
 4. In which class do you study?
 5. In which school do you study?
- 
- A decorative graphic consisting of several parallel white lines of varying thicknesses, slanted diagonally from the bottom right towards the top right, located in the lower right quadrant of the slide.


GO TO THROUGH THIS LINK

<https://youtu.be/GAU9rbbykZ4>

A decorative graphic consisting of several parallel white lines of varying lengths, slanted diagonally from the bottom right towards the top right, set against the blue gradient background.



**Cursive
writing
small letters**



<https://www.youtube.com/watch?v=ALFVeualdNg>

Follow the given link for explanation of the chapter by the teacher

**Do the work given below in your
English notebook.**



for elephant



Say, Trace and Write

l	l	l	l	l	l	l	l	l	l	l	l
l	l	l	l								
l	l	l									
l	l										
l											
l											
l											
l											

Date: _____

Teacher's Signature: _____



for ball




Say, Trace and Write

b	b	b	b	b	b	b	b	b	b	b	b
b	b	b	b								
b	b	b									
b	b										
b											
b											
b											
b											

Date :

Teacher's Signature :



for fish



Say, Trace and Write

f	f	f	f	f	f	f	f	f	f	f	f
f	f	f	f								
f	f	f									
f	f										
f											
f											
f											
f											

Date :

Teacher's Signature :

A vibrant, stylized illustration of a landscape. The foreground features rolling green hills in various shades of green, with a dark brown path winding through them. On the left, there are several plants: a green tree with rounded foliage, a purple flower, and an orange flower. A small red bird is flying in the sky above the tree. The background consists of layered, wavy bands of light blue and white, suggesting a bright, open sky.

Life skills

Pre-Primary

Topic : 3 Magical Words

Use of 3 Magical Words

**Thank
You**

WHEN YOU GET
SOMETHING

Sorry

WHEN YOU HURT
SOMEONE

Please

WHEN YOU WANT
SOMETHING



*Learn when we have to use
these 3 Magical Words by this
video*

Click on the below link for the video
<https://youtu.be/D0lb31Penbs>

Practice these 3 Magical Words
in your day to day life

Thank You

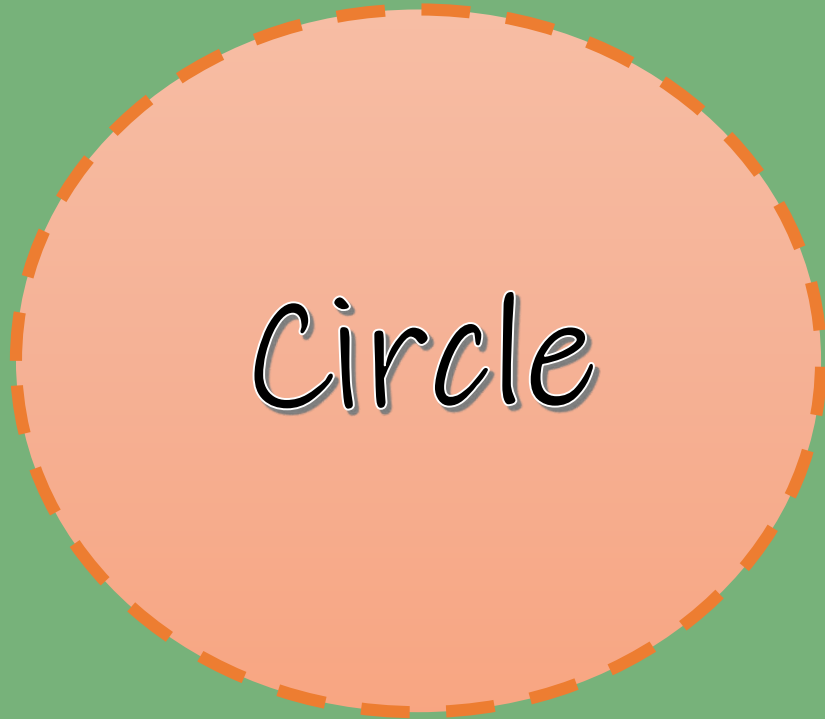
ACTIVITY TIME

Pre - Primary



There are 4 basic shapes

1.



2.

Square



3.

Rectangle



4.



Learn these 4 shapes by this video

*Click on the below link
for the video*

<https://youtu.be/AtEpJdMR402pQ>



Thank You





CLASS: PRE PRIMARY

MATHS

**COUNTING 1 TO 20, COUNT AND WRITE,
MISSING NUMBER**





- TAKE OUT YOUR MATHS NOTEBOOK

&

WRITE NUMBERS 1 TO 20 AS GIVEN IN THE NEXT
PAGE

LEARN IT ALONG WITH VEDIO.

CLICK IN THE BELOW LINK FOR VEDIO

- [HTTPS://YOUTU.BE/F0HIG3GACQI](https://youtu.be/f0hig3gacqi)

1	2	3	4	5
6	7	8	9	10
11	12	13	14	15
16	17	18	19	20

NUMBERS



1

ONE



2

TWO



3

THREE



4

FOUR



5

FIVE



6

SIX



7

SEVEN



8

EIGHT



9

NINE



10

TEN



I know my



Numbers

©www.thisreadingmama.com

11

eleven



16

sixteen



12

twelve




17

seventeen



13

thirteen



18

eighteen



14

fourteen



19

nineteen



15

fifteen



20

twenty





WORKSHEET 1
(DO THIS IN YOUR COPY)

- **WRITE NUMBERS 1 TO 20 (2 TIMES)**

WORKSHEET 2

(COUNTING 1 TO 20 AND COUNT AND WRITE)


MATHS WORKSHEET

1.Count and write

Count the items and write in the box:



Count the items and write in the box:



WORKSHEET 3 (MISSING NUMBER)

2. Write the missing number

Write the missing numbers (1-20)

13				17		
	16			19		21
5				9		11
8		10			13	
3			6			9
	9			12		14

The background features a light gray gradient with several realistic water droplets of various sizes scattered in the corners. The droplets have highlights and shadows, giving them a three-dimensional appearance. The text is centered in the middle of the page.

**PRACTICE AND REVISE IT BY REPEATING.
THANK YOU.**

Story of a caterpillar...



Go through this link...

- <http://www.youtube.com/watch?v=VbUYt41Zyrs>

House of caterpillar... is

Cocoon



Caterpillar turns into a beautiful



Butterfly.....



- Do this activity using colorful paper . (Paste on a plane sheet)



Task of the week

- 1. Peel of the fruit of your choice and decorate the plate with the slices.
- 2. You can arrange the slices as shown in the given picture.
- 3. Show your creativity and make as beautiful scenery as you can .
- Click your picture.

Create something like....




- **Do your own creativity**



Class : Pre-Primary

**CAPITAL
LETTERS
&
PHONICS**



**Take out your English copy
&
Write capital letters A-Z
as given in the next page**

Learn it along with video.

Click on the below link for the video:

<https://youtu.be/7CH41rFJk4A>

WRITE A - Z

A

B

C

D

E

F

G

H

I

J

K

L

M

N

O

P

Q

R

S

T

U

V

W

X

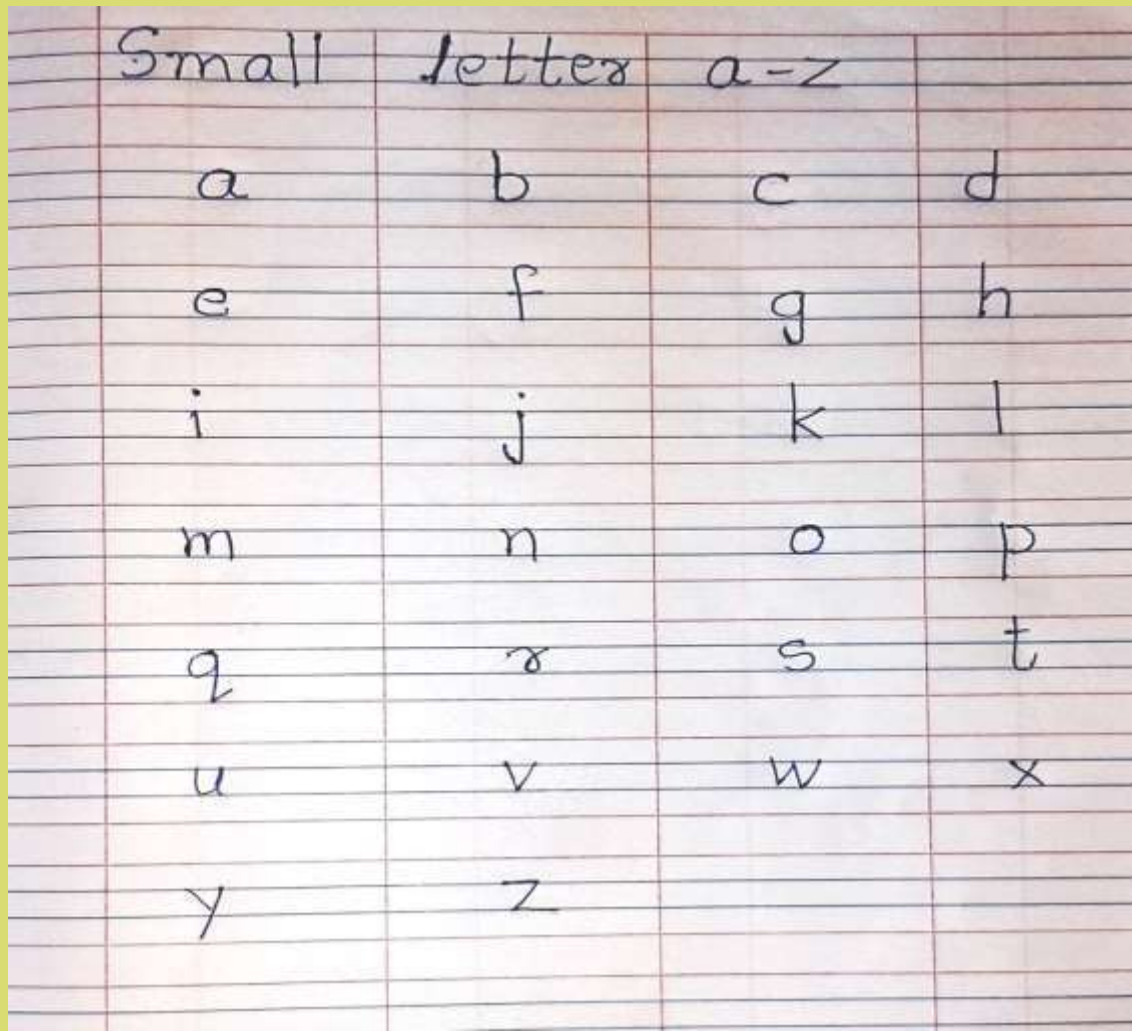
Y

Z

Worksheet

(do this work in your copy)

- **Write small letter : a - z – 2 times**



A photograph of a handwritten worksheet on lined paper. The title 'Small letters a-z' is written at the top. Below it, the lowercase letters of the alphabet are arranged in a grid. The letters are written in a simple, cursive-like font. The grid is as follows:

Small letters a-z			
a	b	c	d
e	f	g	h
i	j	k	l
m	n	o	p
q	r	s	t
u	v	w	x
y	z		

PHONIC SOUND AND IMAGES

A - F



A



APPLE



ANT



AXE

B



BELL



BALL



BAG

C



CAT



CAP



CAR

D



DOLL




DOOR



DOG


E



ELEPHANT



ELBOW



EGG

F



FISH



FAN



FOX

**Practice and revise it by repeating.
Thank you.**

स्वर

अ
उ

आ
ऊ

इ
उ

ऋ
ॠ

<https://youtu.be/cx1nnf1QXi4>

अ



अनार

आ



आम

इमली



इमली

ईख



ईख

उ



उल्लू

ऊ



ऊन

ए



एड़ी

एने



एनेक



NAME- _____

DATE- _____

ST.MARY'S PUBLIC SCHOOL
ACADEMIC SESSION 2020-21
CLASS-PRE.PRIMARY
SUBJECT- HINDI WORKSHEET



उ से



उल्लू

ऊ से



ऊन

ए से



एक

ऐ से



ऐनक



Blank writing lines for the first row.



Blank writing lines for the second row.



Blank writing lines for the third row.



Blank writing lines for the fourth row.



Blank writing lines for the fifth row.



कक्षा:

प्री-प्राइमरी

प्रश्न 2. चित्र देखकर पहा अक्षर लिखो /

1.



2.



3.



4.



5.