

CLASS IV

NOUNS: GENDER

<https://youtu.be/eKqlbX211Wk>

(If you are unable to open the given link in mobile device. Kindly copy the link in Google browser, else try to browse in internet explorer, Mozilla Firefox.....)

COPY WORK

MASCULINE GENDER

A noun that stands for a male living being is said to be of the **masculine gender**.

For example: boy, prince, cock, peacock etc.



Q1. Write the masculine of the following nouns.

Feminine

1. tigress

2. cow

3. hen

4. bitch

5. peahen

Masculine

FEMININE GENDER

A noun that stands for a female living being is said to be of the **feminine gender**.

For example: girl, princess, hen, peahen



shutterstock.com • 337904864



shutterstock.com • 718832233



shutterstock.com • 411043414



shutterstock.com • 411043414

Q2. Write the feminine of the following nouns.

Masculine

- 1.uncle
- 2.prince
- 3.boy
- 4.tiger
- 5.son
- 6.man
- 7.peacock

Feminine

COMMON GENDER

A noun that can stand for either a male or for a female is said to be of the **common gender**.

For example: student, player, classmate, child etc.



NEUTER GENDER

A noun that stands for non-living things is said to be of the **neuter gender**.

For example: pen, pencil, bat, ball etc.



shutterstock.com • 1044891469

shutterstock.com • 152521652

Q3. Change the gender of the underlined words and rewrite the sentences.

1. The king entered the hall.

ANS:-

2. My grandmother gave me a sweater

ANS:-

3. His sister has gone to London.

ANS:-

4. His mother had attended the PTM.

ANS:-

5. The cow was grazing in the field.

ANS:-

Q4. Circle the neuter gender.

cousin, friend, wood, engineer, hospital, train, player.

Q5. Underline the common gender.

teacher, mobile, doctor, table, princess, tigress, parent, baby.



CLASS IV GRAMMAR BOOK EXERCISE

CHAPTER :4 (NOUN: GENDER)

Write the answers in your grammar book

Exercise:1

1. My teacher gave me homework. C
2. She is my neighbour. She is a nice lady. C , F
3. I have invited my cousins to my house. C
4. These papers belong to my uncle. N M
5. Prince helped the man on the road. M
6. Shivani is a girl. She is my sister. F
7. Lioness was sleeping in the jungle. F
8. That girl is carrying a nice purse. F N
9. The mare ran from the stable. F
10. The actor and actress acted well in the movie. M F

Exercise: 2

1. husband 2. bitch 3. prince 4. queen 5. tiger 6. sister 7. mother
8. boy 9. nephew 10. uncle 11. gentlewoman 12. mare 13. bull 14. cock
15. woman 16. sir

Exercise: 3

1. C 2. N 3. N 4. N 5. C 6. N 7. C 8. C
9. N 10. C 11. C 12. N 13. C 14. N 15. N 16. N



COMPUTER
CLASS IV
CHAPTER- 2

More on MS Windows 7

Click on this link to understand the chapter more-

<https://youtu.be/m7vtKLQbKyI>

Dear Parents, If you are unable to open the given link in mobile device. Kindly copy the link in Google browser, else try to browse in internet explorer, Mozilla Firefox....

Windows 7

MS Windows is an Operating System that controls all activities of the computer. It has many flavours known as Versions. Examples-MS Windows 7, MS Windows 8, Windows 10 (latest) etc.

MS Windows 7 is an Operating System developed by Microsoft Corporation. It can be used in Personal Computers, tablets and smartphones.

It provides us Graphic User Interface (GUI) which uses pictures for performing different operations.



Features of Windows 7

- It has colourful themes for attractive look.
- It has faster speed.
- It has security tools to keep computer more secure.
- It is more efficient and reliable.

Control Panel

Control Panel is provided by Operating System so that you can manage different resources and functioning of the system. For example- change display setting, add or remove programs, change date and time.



Files and Folders

File is a collection of data stored on some storage device such as a hard disk or pen drive.



Folder is a place where one or more files are stored .
A folder within a folder is called subfolder.



Creating a Folder

You can create your own folder on the desktop using the following steps:

1. On the blank space of the desktop right click the mouse.

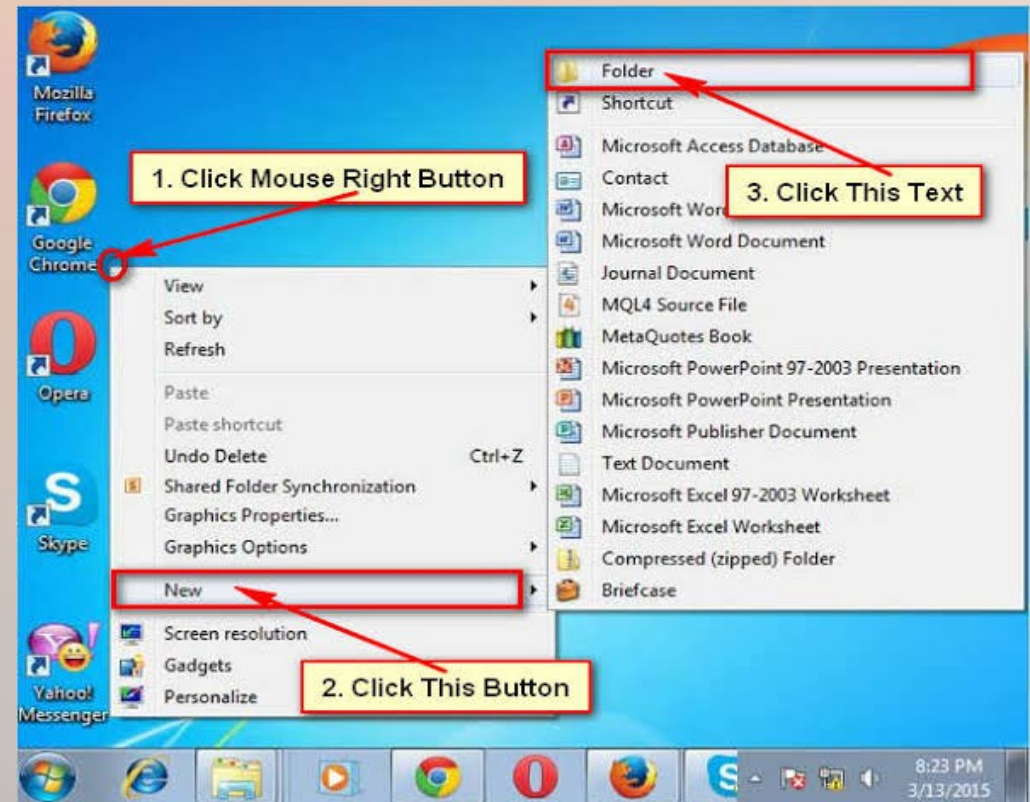
A menu appears.

2. Click on New option.

A submenu will appear.

3. Click on the folder option. You will get a new folder on the desktop.

4. You can type the name as you want for it.



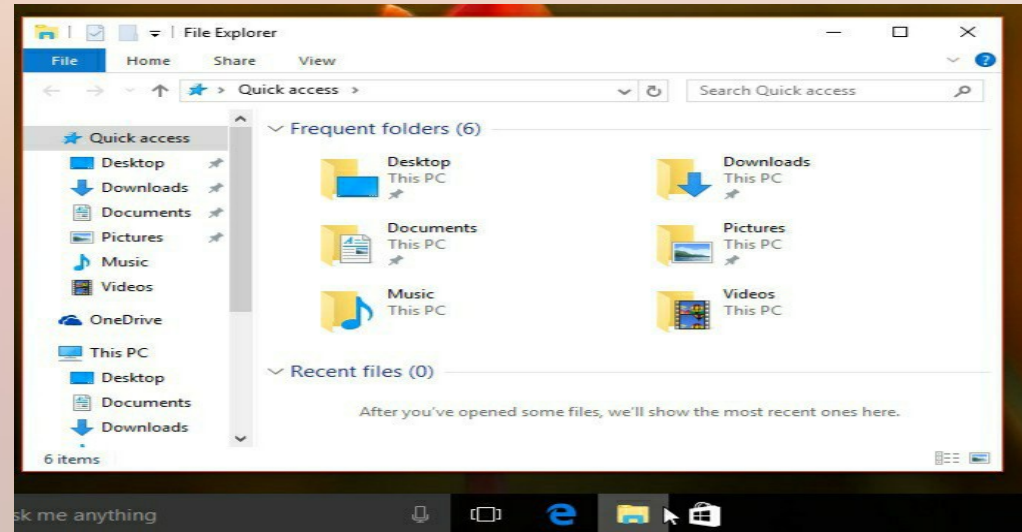
Creating a File

You can create file on any program. For example if you want to create a Paint file, you have to open the program. And once you have opened, you have to draw and save the file with a name. Then your file is created.

Opening a File or Folder

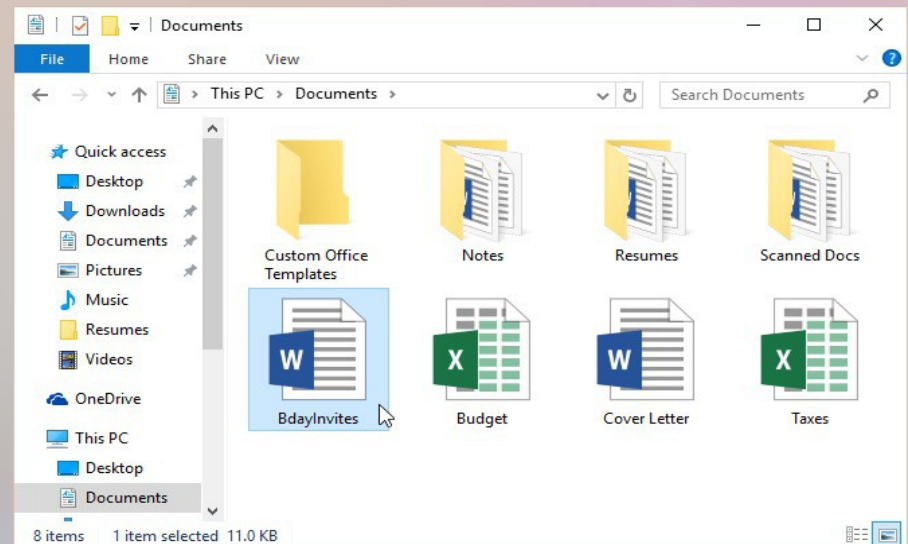
To open a folder, follow the given steps:

1. Click on File Explorer on the taskbar.
2. Click on the folder you want to open.



To open a file, follow the given steps:

1. Click on File Explorer on the taskbar.
2. If you want to open a file, click on documents folder. Now you have to select the file you want to open.

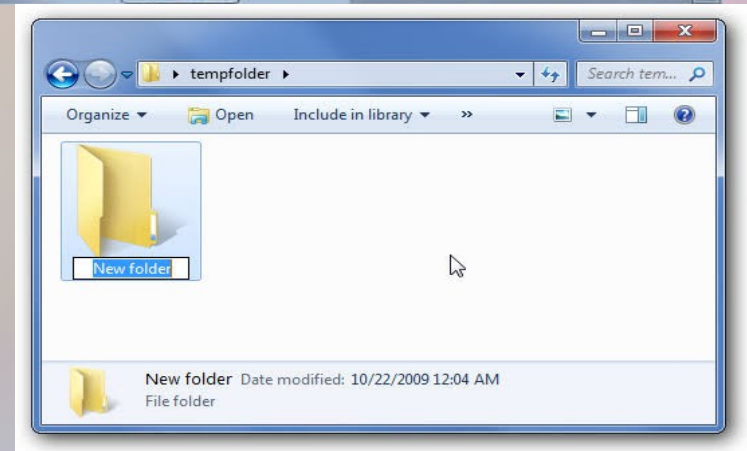
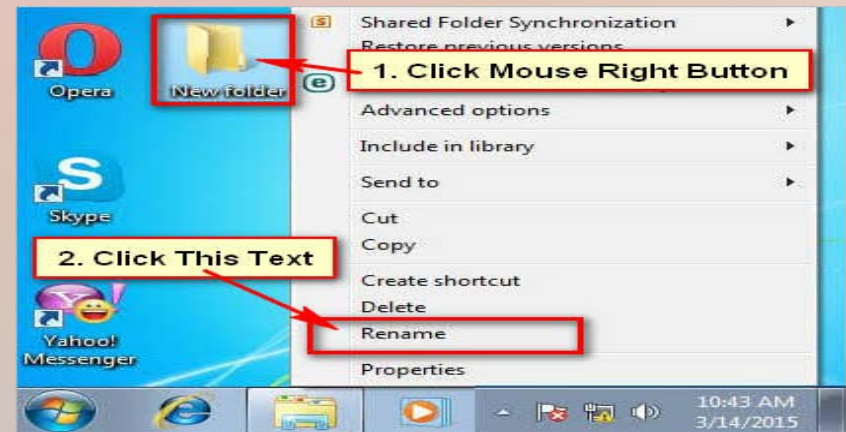


Renaming a File or Folder

Rename means to change the name of an existing file or folder..

If you want to change the name of your existing file or folder, follow the given steps:

1. Select the file or folder which you want to rename.
2. Right click on the mouse. A menu appears (you can find rename option on it) and select Rename option. Now you can type the name you wish to give. Your file or folder name is renamed.



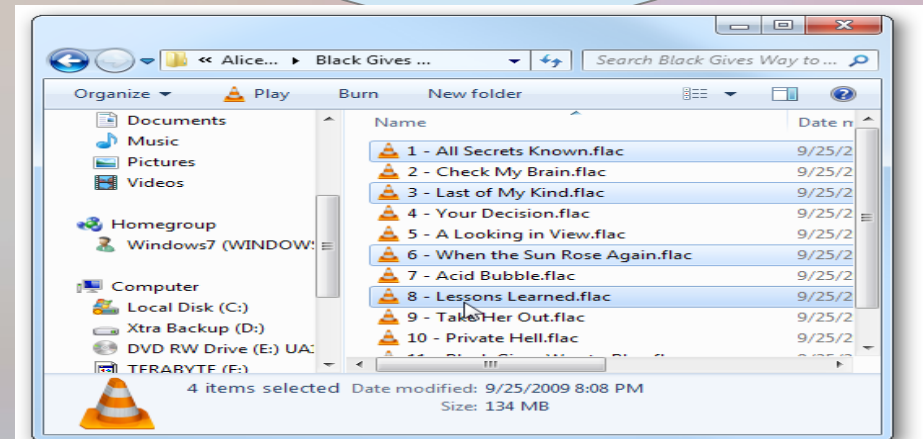
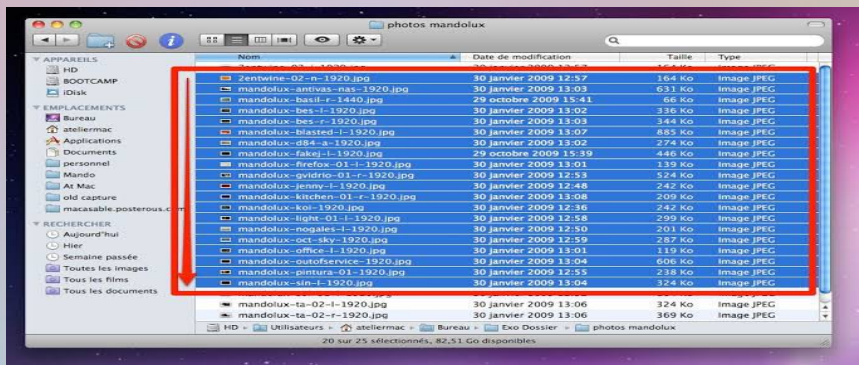
Selecting Multiple Files

You can select multiple files in two ways.

SELECT MULTIPLE FILES

Adjacent

Non- adjacent



To select an adjacent file or folder

Click on file or folder to be selected.

Then hold down the **Shift** key and click on the last files or files or folders to be selected.

To select non-adjacent file or folder

Click on file or folder to be selected.

Then hold down the **Ctrl** key and click on the desired files or files or folders to be selected.

EXERCISE

Note: Question no. 1,2 to be done in notebook.

Q.1 Fill in the blanks:

1. MS Windows Operating System has many flavours called _____.
2. A _____ is a place to store one or more files.
3. _____ means to change the name of an existing file or folder.
4. To select an adjacent files or folders, hold down the _____ key and click the desired item.

Q.2 Answer in one word.

1. Which option is used to change display setting of your computer?

2. Name the latest version of MS Windows.

3. Who is the developer of Windows 7 ?

SUMMARY-OUR BODY PARTS

- The human body has many body parts and each part is called an organ.
- Organs are of two types:
 - i. External organs that can be seen outside.
 - ii. Internal organs that are inside our body.
- Five sense organs-eyes, ears, nose, tongue and skin and their functions.

SUMMARY-INDIA

- India is located in the continent Asia in the world map.
- It is the seventh largest country and second most-populated country in the world.
- It is protected in the North by the Himalayas ,Arabian Sea in the West ,Bay of Bengal in the East and Indian Ocean in the South.
- India is divided into six categories: the Northern mountains, the Northern plains, the Great Indian Desert, the Peninsular plateau, the coastal plains, the islands.
- It shares its boundaries with seven countries: Afghanistan, Pakistan , Myanmar, Bangladesh , Nepal , China and Bhutan.
- In spite of all these differences ,that is , food, language, culture , religion and climate we are united together as one nation.
- There are 28 States and 8 Union Territories in India. We should be proud to be called an Indian.

CLASS – 4

Environmental Studies

FOOD

FOOD

Food is our basic need. We need food to grow and stay alive . We eat different types of food.

Why do we need food?

- Food is important to us. We need food for various reasons:
 - (a) To provide ourselves with **energy to carry out daily activities**
 - (b) For **growth and repair of injured body parts**
 - (c) To keep us **healthy**
- Food contains **nutrients, water and dietary fibre.**

Nutrients present in the Food

- All living beings need food.
- Food gives us energy for doing activities and help us to grow.
- Nutrients are substances in our food that are required by our body to keep it healthy and grow strong.
- Food items mainly contain five types of nutrients .They are
 1. Starch or Carbohydrates
 2. Fats
 3. Proteins
 4. Vitamins
 5. Minerals

MEALS

We take three meals in a day.

BREAKFAST

We eat our
breakfast
in the
morning.



LUNCH

We have
our lunch
in the
afternoon.



DINNER

We take our
dinner at
night.



SOURCES OF FOOD


Sources of food :

- Plants (fruits, vegetables, grains)
- Animals (meat, milk,)

Some food comes from **plants**.



Some food comes from **animals**.




WE GET

• FROM PLANTS

VEGETABLES :  <p>Potato Tomato</p>	FRUIT :  <p>Mango Apple</p>
CEREALS :  <p>Rice Wheat</p>	PULSES :  <p>Gram (Channa) Kidney Beans (Rajma)</p>
MEDICINES AND BEAUTY PRODUCT :  <p>Tulsi Aloe vera</p>	GASES :  <p>Oxygen Carbon Dioxide</p>
WOOD :  <p>Teak Furniture</p>	OILS :  <p>Mustard oil Sunflower oil</p>
OTHERS :  <p>Tea Coffee</p>	 <p>Cotton Jute</p>

• FROM ANIMALS

COW  <p>Milk / Butter</p>	HORSE  <p>Riding / Transport</p>
GOAT  <p>Mutton / Milk</p>	SHEEP  <p>Wool / Mutton</p>
OX  <p>Oxcart / Ploughing</p>	ASS  <p>Loading</p>
ELEPHANT  <p>Amusement / Loading</p>	DOG  <p>Security / Rescue</p>
FISH  <p>Fry Fish / Fish Oil</p>	HEN  <p>Chicken / Eggs</p>
OTHERS :  <p>Belt Jacket</p>	 <p>Shoes Purse</p>

COOKED AND RAW FOOD

COOKED FOOD

- We cook some food like rice , dal,egg,fish , meat and vegetables before eating.
- By cooking ,food is soft and tasty.



RAW FOOD

- We eat some fruits and some vegetables like carrot ,radish, cucumber, peas , beetroot , onions , tomatoes raw.



FOOD GROUPS

Body Building Foods

Proteins

Milk, Meat, Chicken

Pulses

Protective Foods

Minerals and Vitamins

Fruits and Vegetables

Energy Giving Foods

Carbohydrates and Fats

Cereals

Fats and Sugar

KINDS OF FOOD

ENERGY-GIVING FOOD


What are the kinds of food?

There are three main Kinds of food. They are

2. Energy Giving food

3. Body building food

4. Protective food



1. Energy giving food

- They give us energy to do work .These food contain carbohydrates.

example.



Potato



Sugar

Milk




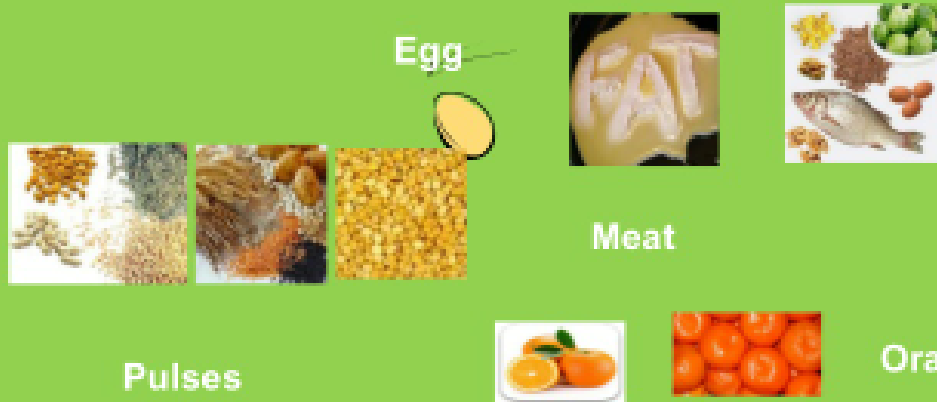
Banana

Cereals like bread , corn, rice

BODY-BUILDING FOOD

2. Body Building Food

- Some foods help our body to grow.
- These food have substances called proteins



PROTECTIVE FOOD

3. Protective foods

Food having vitamins and minerals are called protective food. Vitamins are found in



Vegetables



Fruits



Meat



Apple



Pear



Pulses

- PROTECTIVE FOOD
- PROTECTIVE FOOD ARE FOOD WHICH KEEP US AWAY FROM DISESES
- VEGETABLES AND FRUITS HELP US TO REMAIN HEALTHY.



FRUITS



VEGETABLES

3. protective food (Food that helps the body fight diseases)



beans



peas



cucumber



eggplants



peppers



mushrooms

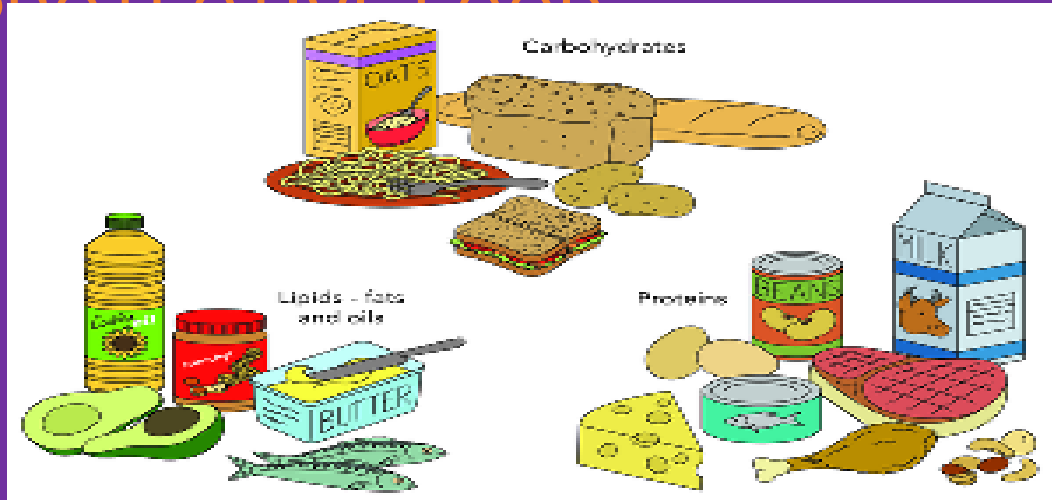


cabbage



FOOD GROUPS

ENERGY-GIVING FOOD
PROTECTIVE FOOD



BODY-BUILDING FOOD



HEALTHY AND JUNK FOOD



Healthy Food..A Good Habit

A healthy food is one that helps to maintain or improve general health.



www.shutterstock.com - 51944275

Junk Food Varieties

- Chips
- Candy
- Soft drinks
- Gum
- Chocolates
- Cookies
- Cake
- Sugar
- Butter
- Fried fast food



GOOD FOOD HABITS

HEALTHY EATING HABITS

- * Wash your hands before and after every meal.
- * Have your meals at a fixed time every day.
- * Never skip your breakfast.
- * Eat a balanced diet. Junk food is not good for health.
- * Eat only fresh and clean food.
- * Never waste food. Take only as much as you can eat.
- * Drink clean water. Boil or filter it before drinking.
- * Brush your teeth in the morning and at night. Brushing helps to clean the bits of food stuck between our teeth.



KNOW MORE

- Milk is a complete food. We must drink milk everyday.
- People who eat plant foods are called **vegetarians**.
- People who eat plant and animal foods like egg , meat and fish are called **non-vegetarians**.

SOLVED EXERCISES (To be done in EVS copy)

Fill in the blanks:

1. Food gives us energy.
2. Milk is a complete food.
3. Our body can fight diseases if it gets protective food.
4. Most of our food comes from plants.
5. We eat lunch in the afternoon.

Write true or false:

1. Food helps us to fight against diseases. TRUE
2. Meat and Fish are protective food. FALSE
3. Rice and wheat provide us energy. TRUE
4. We eat only raw food. FALSE
5. Water helps to remove harmful materials from our body. TRUE

Solved EXERCISES (To be done in EVS copy)

MATCH THE FOLLOWING:

1. Pulses Protective food 3
2. Bread Energy-giving food 2
3. Fruits Body-building food 1

Write three examples of each:

1. Milk products: butter, cheese, curd, paneer
2. Food eaten after cooking: Rice, dal, egg, fish
3. Food eaten raw: tomato, onion, carrot, fruits

ANSWER THE FOLLOWING QUESTIONS: (To be done in EVS copy)

1. Why do we eat food?

Ans. We eat food because it helps us to grow, gives us energy to work and to play.

2. What is energy – giving food?

Ans. Energy giving food gives us energy to work and play.

3. Name 3 different types of food items that we get from plants.

Ans. We get the following food items from plants- food grains, pulses, fruits and vegetables.

4. Some food items need to be cooked before eating. Why?

Ans. Some food items need to be cooked before eating because it makes the food soft and tasty.

5. Write any four good food habits.

Ans. Good food habits are

- **Chew your food well.**
- **Never waste food and water.**
- **Eat fresh and clean food.**

DO IT YOURSELF (To be done in EVS copy)

Tick the correct option

1. ___ builds muscles and makes us strong.
 - Wheat () Spinach () Sugar ()
Milk ()
2. ___ is a protective food.
 - Rice () Milk () Fish () Water melon ()
3. Bread and Potato provide us ___
 - energy () growth () protection ()
minerals ()
4. Non vegetarians eat ____.
 - Eggs () Meat () Fish () All of these

Circle the odd one out

1. Wheat Rice Maize
Mango.
2. Cheese Butter Curd Egg.
3. Onion Carrot Radish
Banana.
4. Apple Mango Banana
Onion.


Draw and colour the following in your EVS copy neatly:

- Your favourite food and name it.
- Three kinds of food and label it.
- Any **FOUR** things we get from plants and animals . Label each one of them.

NOTE: ALL THE WORK NEED TO BE DONE IN THE EVS COPY NEATLY.

DO IT YOURSELF (Do in rough copy)

Write (R) if you eat the vegetable RAW and (C) if you eat it cooked:



Tick (✓) the points that you agree with and follow them:

1. Drink at least 6-8 glasses of water daily.
2. Avoid eating food from hawkers.
3. Drink at least 1 glass of milk daily.
4. Make salad a part of your diet.

Click on this link to understand the chapter more.

<https://youtu.be/IR0n1WHUmX0>

<https://youtu.be/NL1WSsZb1KQ>

<https://youtu.be/lZXejUhyUn0>

<https://youtu.be/H1fNVf5o1Cw>

<https://youtu.be/YLV2YYrG2RQ>

<https://youtu.be/b0IVCJITB6Q>

Note: If you are unable to open the given link in mobile device. Kindly copy the link in Google browser, else try to browse in internet explorer, Mozilla Firefox....

THANK YOU



MATHEMATICS

CLASS 4

RECAPITULATION

(Numbers and Addition & Subtraction of numbers)

NOTE: Write all the answers of the following question neatly in a practice copy.

Q.1 Fill in the blanks:

1. The largest 5-digit number is _____.
2. One million = _____ lakhs
3. The successor of 132,080,175 is _____.
4. The predecessor of 2,92,327 is _____.
5. Place value of '0' in 20,79,781 is _____.
6. $89999+1=$ _____.
7. $8,17,235 + 3,28,138 = 3,28,138 +$ _____.
8. The number name of 165 _____.
9. $1243-629 =$ _____.
10. The number which is subtracted is called _____.

Q.2 Write 4,83,745 in words using Indian place value system.

Q.3 Write 2,896,450 in words using International place value system.

Q.4 Write the expanded form of 75,56,063.

Q.5 Write the predecessor and successor of 7,861,070.

Q.6 Add: $35,28,105 + 70,12,135$

Q.7 Subtract: $47,18,620 - 56,170$

Q.8 What should be added to 3,50,369 to get 10,00,000.

Q.9 Find the number which is 32,586 more than 87,65,432.

Q.10 The sum of two numbers is 7,28,11,500. If one of the numbers is 2,56,99,297, find the other.

MATHEMATICS

C
L
A
S
S
4

GEOMETRY

TOPICS

□ INTRODUCTION

□ LINES

□ ANGLES

□ CIRCLES

□ TRIANGLES

□ QUARDILATERALS

INTRODUCTION

- The word 'Geometry' means measurement of the earth.
- Geometry is used in all aspects of life.
- We are familiar with some basic geometrical concepts.

POINT

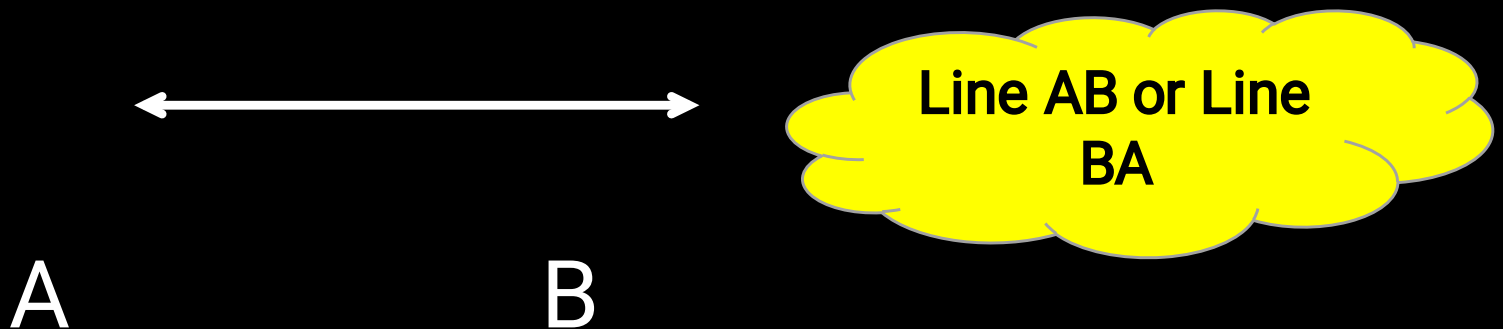
- ❖ A point is represented by a small dot and depicted by a sharp pencil.
- ❖ It depicts the exact position of an object.
- ❖ It has no length, breadth or height.
- ❖ It is named by a capital letter A.

.A

Point A

LINE

- ❖ Line has no end points and can be extended indefinitely in both directions.
- ❖ It has no definite length.
- ❖ The arrow heads marked at its ends indicate that it can be extended indefinitely in both directions.
- ❖ Infinite lines can be drawn passing through a point.



LINE SEGMENT

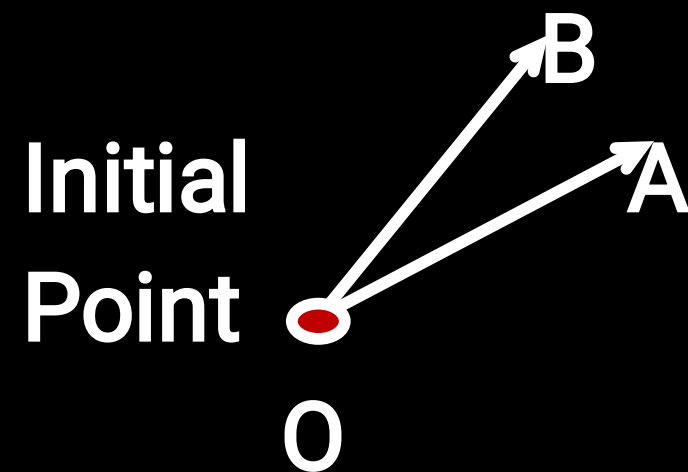
- ❖ A part of a line is called a **line segment**.
- ❖ It has two end points and cannot be extended further.
- ❖ It has fixed/definite length.
- ❖ The distance between the two points P and Q is called the length of \overline{PQ} .



Line segment PQ
Or
Line segment QP

RAY

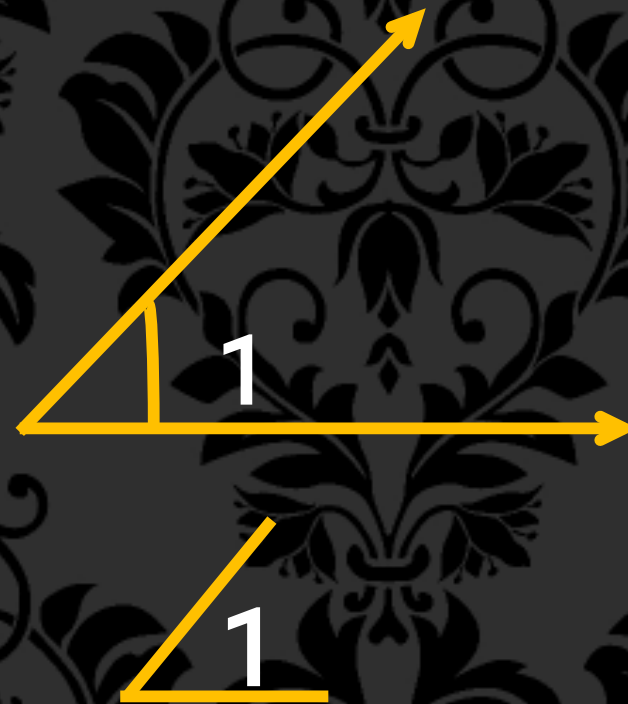
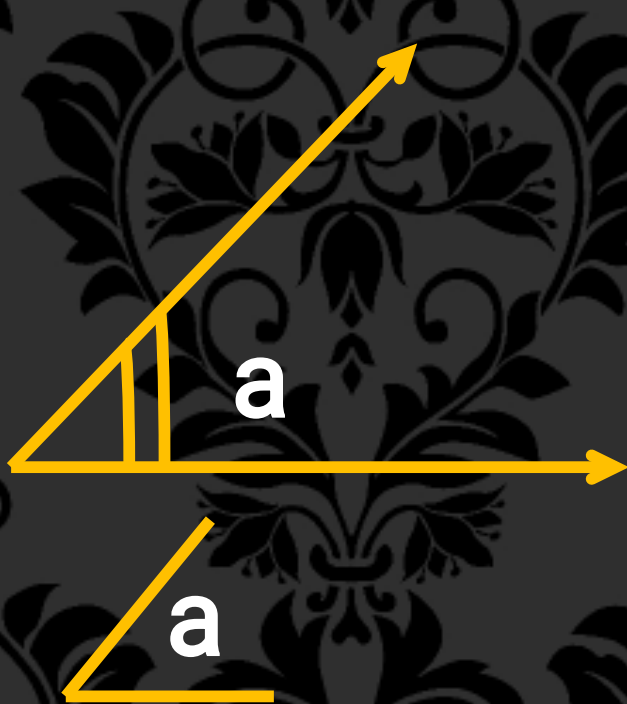
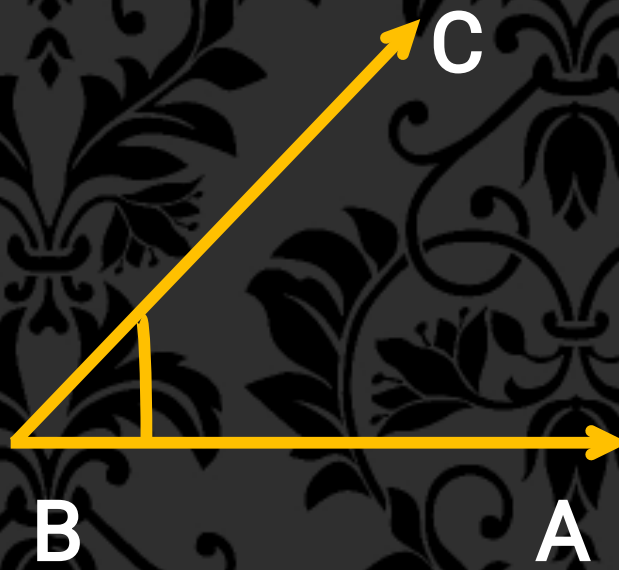
- ❖ A part of a line which extends indefinitely in only one direction is called a **ray**.
- ❖ It has only one end point. Its starting point is called the '**initial point**'.
- ❖ It has no definite length. It can be extended indefinitely in one direction.



Ray OA or \overrightarrow{OA}
Ray OB or \overrightarrow{OB}

ANGLES

- ❖ A figure formed by two rays with a common initial point is called an **angle**.
- ❖ It is denoted by \angle .
- ❖ It has arms and ~~o~~ common initial point is called the **vertex**.
- ❖ The vertex of an angle is always written in the middle.



CLASSIFICATION OF ANGLES

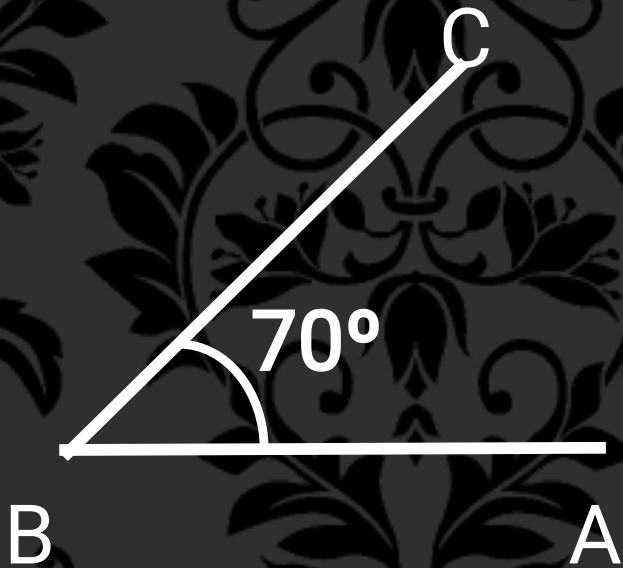
1. Zero angle - When two arms of an angle overlap each other, the angle formed between them is zero angle.



O P Q


$$\angle POQ = 0^\circ$$

2. Acute angle – An angle which measures between 0° and 90° is called an acute angle.




$$\angle ABC = 70^\circ$$

3. Right Angle – An angle which measures 90° is called a right angle.




$$\angle PQR = 90^\circ$$

4. Obtuse angle – An angle which measures more than 90° but less than 180° is called an obtuse angle.



$$\angle XYZ = 130^\circ$$

5. Straight angle – An angle which measures 180° is called a straight angle.



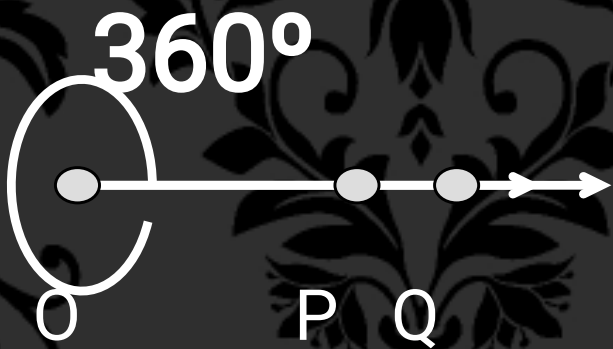
A blue cloud-shaped graphic containing the equation $\angle AOB = 180^\circ$.

6. Reflex angle – An angle which measures more than 180° but less than 360° is called a reflex angle.



$$\angle \text{MON} = 235^\circ$$

7. Complete angle – An angle in which one of the arms takes a full round and overlaps with the other arm again is called a complete angle.

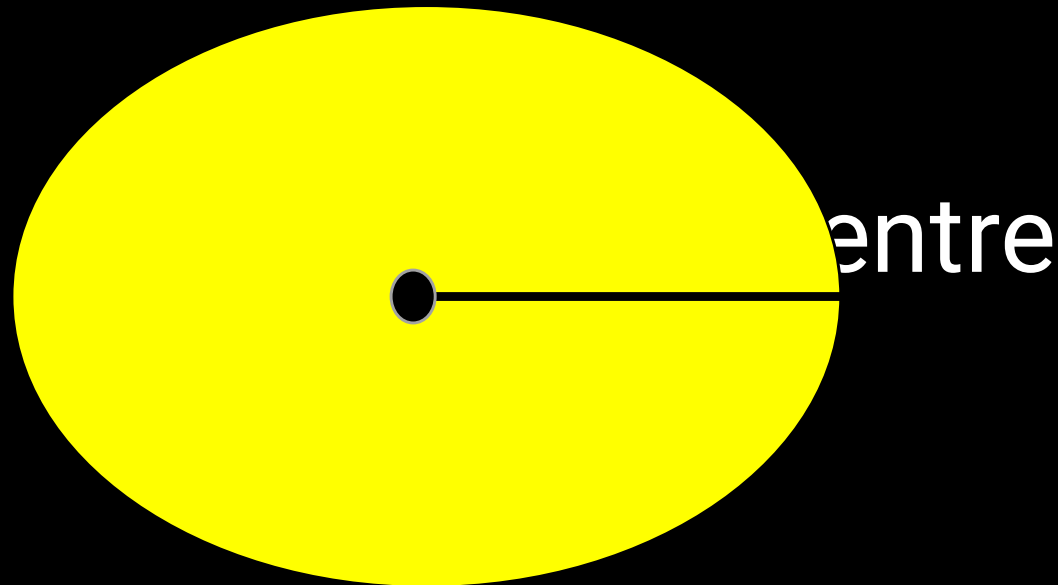


$$\angle POQ = 360^\circ$$

1 complete angle = 4 right angle

CIRCLE

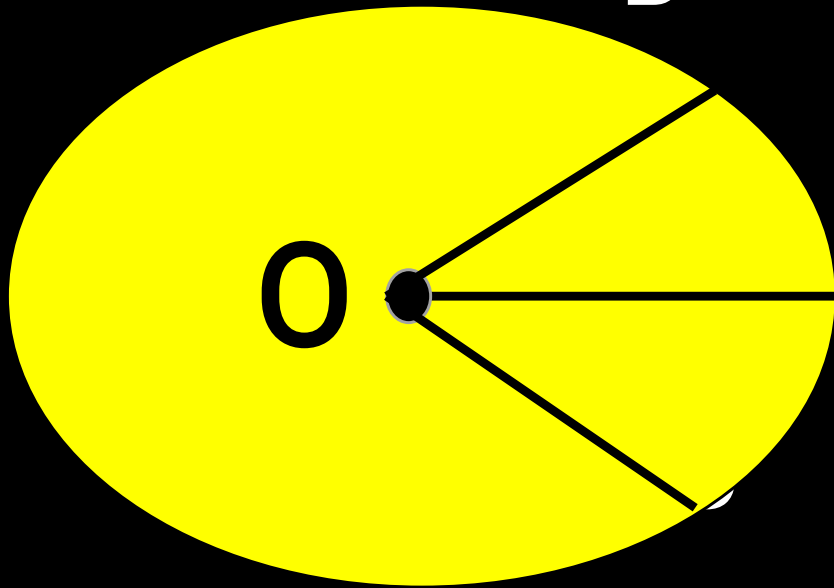
- ❖ A circle is a simple closed curve, consisting of all points that are at a fixed distance from a fixed point inside it.
- ❖ The fixed point is called the centre of the circle.



RADIUS OF THE CIRCLE

A line segment joining the centre of the circle to any point on the circle is called the **radius** of the circle.

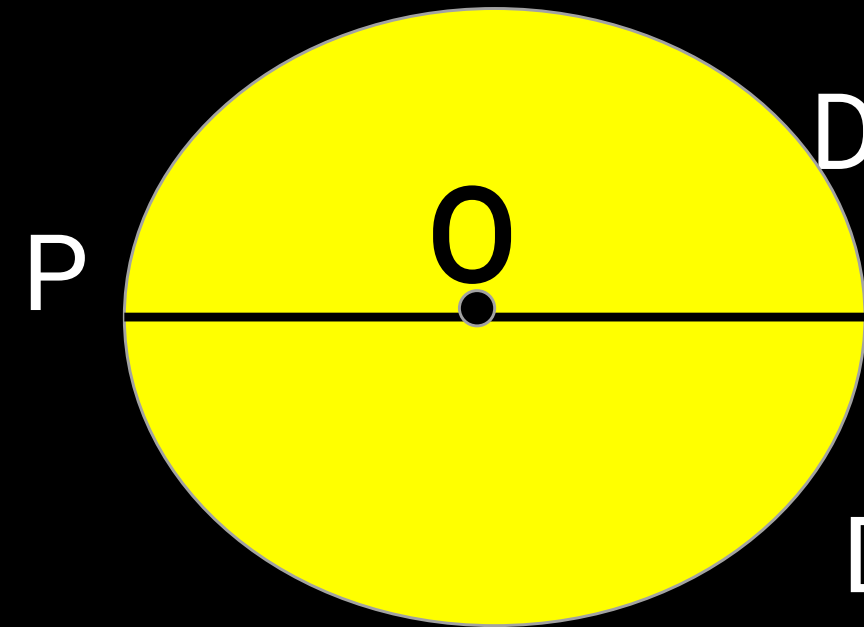
B



Radius = $OA, \overline{OB}, \overline{OC}$

DIAMETER OF A CIRCLE

A line segment which passes through the centre and has its end points on the circle is called the **diameter** of the circle.




$$\begin{aligned}\text{Diameter} &= OP + OQ \\ &= OP + OP \\ &= 2OP\end{aligned}$$

$$\text{Diameter} = 2 \times \text{radius}$$

TRIANGLE

- ❖ A triangle is a simple closed figure formed by joining three non-collinear points.
- ❖ It has 3 vertices, 3 sides, and 3 angles.
- ❖ Triangles are classified according to sides and angles.



3 vertices- point A, point B, point C

3 sides- AB, BC, CA

3 angles- $\angle A$, $\angle B$, $\angle C$

CLASSIFICATION OF TRIANGLES ON THE BASIS OF SIDES

1. Equilateral Triangle: A triangle in which all the three sides are equal to each other is called an equilateral triangle.
2. Isosceles Triangle: A triangle in which two sides are equal to each other is called an isosceles triangle.
3. Scalene Triangle: A triangle in which none of the sides are equal to each other, is called a scalene triangle.

CLASSIFICATION OF TRIANGLES ON THE BASIS OF ANGLE


1. Acute-angled triangle: A triangle in which all the three angles are acute is called an acute-angled triangle.
2. Right-angled triangle: A triangle in which one of the three angles is a right angle is called a right-angled triangle.
3. Obtuse-angled triangle: A triangle in which one of the angles is more than 90° is called an obtuse-angled triangle.

QUADRILATERALS

A quadrilateral is a simple closed figure bounded by four line segments.

Types of Quadrilaterals:

1. Parallelogram
2. Trapezium
3. Rectangle
4. Rhombus
5. Square
6. kite



Rectangle



Parallelogram



Square



Trapezium



Kite



Rhombus

MENTAL MATHS

Q. Fill in the blanks:

1. A line has _____ end points.
2. A triangle has _____ vertices, _____ angles and _____ sides.
3. All the radii of the circle are _____.
4. The diameter of a circle has to pass through its _____.
5. Each angle of a square measures _____.
6. A circle has _____ diameters.
7. A _____ can be measured.
8. The distance between two _____ lines remains same throughout.

Q. State True or False:

1. Lines which meet at a common point are called parallel lines. _____
2. A point has no length, breadth or height. _____
3. 285° is a reflex angle. _____
4. An obtuse angle is greater than an acute angle but smaller than a straight angle. _____
5. A triangle can have two right angles. _____
6. A scalene triangle has three sides of different lengths. _____
7. A rhombus is a square. _____
8. One complete angle equal to 4 x right angles. _____

Click on this link to understand the chapter more.

<https://youtu.be/Qfuo30QUaNE>

If you are unable to open the given link in mobile device. Kindly copy the link in Google browser, else try to browse in internet explorer, Mozilla Firefox....

All questions to be done in the copy.

NOTE – Revise the completed syllabus for the upcoming evaluation test.

THANK YOU

GENERAL KNOWLEDGE

CLASS IV

□ VIDEO LINK :

<https://www.youtube.com/watch?v=3Vj9d54QWy8>

- Keep revising the work being given for test.
- Read the chapters & write the answers in Page no 8, 10 & 20 in the book.
- Write the work given in slides **2,3,6,7,8,9** neatly in the notebook.

Animal Kingdom (Page no 8)

- As you have learnt in previous classes that the animal kingdom is very vast (large). They are classified in different categories according to their:-
- Habitat, food, weather conditions etc.



Animal Kingdom

- Mammals, egg laying animals, Aerial (in air)
- Amphibians (can live both on land and in water)& arboreal (spend most of the time on trees).
- Some animals regularly move from one region to another and is known as migration.
- The long sleep of some animals during winter is called hibernation

Animal Kingdom

□ Mammal(Elephant)



□ Egg laying animal(Hen)



Animal Kingdom

□ Amphibians(Frogs)



Arboreal(Koala)




□ Aerial(Birds)



Where in the world ? (Page no 10)

- Nature is blessed with natural wonders.
- There are many spectacular sights across the globe.
- Plains, Islands, mountains, lakes, rivers, oceans etc are the various gifts that the mother earth provides us.



Test Yourself

- 1 . Which is the largest coral reef system in the world?

- 2 . What is the long winter sleep of animals?

3. Name the bird which can rotate its neck 270 degrees?

4. Which has the largest eyes among all land animals ?

5. Which is the highest waterfall in the world?

Give an example of each:

1. An omnivore _____
2. Mammal that lay eggs _____
3. A migratory bird _____
4. A cold blooded animal _____
5. An animal belongs to the cat family _____

Sports Quiz

(Attempt the questions given in the quiz and cross check it with the answers given)

1. Which Indian athlete is nicknamed “The Payyoli Express”? _____
2. With which sport would you associate Dilip Tirkey?

3. Who is the first Indian woman to successfully climb Mount Everest? _____
4. After whom is India’s highest award in sports named after? _____
5. Who was the first Indian male athlete to win a gold medal at the Commonwealth Games? _____

Answer Key to Sports Quiz

1. P.T. Usha
2. Hockey
3. Bachendri Pal
4. Rajiv Gandhi (Rajiv Gandhi Khel Ratna Award)
5. Milkha Singh

कक्षा - 4

हिन्दी

व्याकरण

वीडियो लिंक अवश्य देखें - <https://youtu.be/SdH1BKjwkqw>

पाठ-2 : वर्ण विचार

वर्ण - भाषा की सबसे छोटी इकाई को वर्ण कहते हैं।

वर्णमाला - वर्णों के व्यवस्थित समूह को वर्णमाला कहते हैं।

वर्णमाला के दो भेद होते हैं :

1) स्वर - जिन वर्णों का उच्चारण स्वतंत्र रूप से किया जाता है उन्हें स्वर कहते हैं। हिन्दी भाषा में 11 स्वर हैं।

2) व्यंजन - व्यंजनों के उच्चारण में स्वरों की सहायता लेनी पड़ती है। हिन्दी वर्णमाला में 33 व्यंजन हैं।

कुछ अन्य वर्ण इस प्रकार है :

- 1) अनुस्वार (ँ) - इस वर्ण का उच्चारण नाक से होता है। जैसे - रंग , भंडार , झंडा आदि।
- 2) अनुनासिक (ँ) - इस वर्ण का उच्चारण नाक तथा गले से होता है। जैसे - आँख , चाँद , साँप , आदि।
- 3) विसर्ग (ः) - इसका प्रयोग स्वरों के साथ होता है तथा इसका उच्चारण (ह्) की तरह होता है। जैसे - पुनः , प्रातः , अतः , आदि।
- 4) आगत ध्वनि (ँ) - ज् , फ् आगत ध्वनियाँ हैं जो दूसरी भाषाओं से हिन्दी भाषा में आई है।
- 5) हलन्त (ँ) - व्यंजनों के नीचे लगाई गई तिरछी रेखा को हलन्त कहते हैं।

संयुक्त व्यंजन - दो व्यंजनों के मेल से बने वाले व्यंजन संयुक्त व्यंजन कहलाते हैं। ये हिन्दी में चार हैं।

क + ष = क्ष - कक्षा

त् + र = त्र - पत्र

ज् + ज्ञ = ज्ञ - ज्ञानी

श् + र = श्र - श्रमिक

द्वित्व व्यंजन - जब पहला व्यंजन स्वर रहित हो तथा दूसरा व्यंजन स्वर सहित हो तो ऐसे व्यंजन द्वित्व व्यंजन कहलाते हैं। जैसे -

ल् + ल = ल्ल - बल्ला

न् + न = न्न - गन्ना

ट् + ट = ट्ट - खट्टा

क् + क = क्क - मक्का

संयुक्ताक्षर - दो विभिन्न व्यंजनों के मेल से बने अक्षर संयुक्ताक्षर कहलाते हैं। जैसे -

क् + ल = क्ल - क्लेश

त् + य = त्य - त्याग

ग् + न = ग्न - मग्न

स् + त = स्त - स्तर

मात्राएँ - स्वरों के लिए निर्धारित किए गए चिह्नों को मात्राएँ कहते हैं। जैसे -

आ (ॐ)

इ (ॐ)

ई (ी)

उ (ु)

ऊ (ू) आदि

' र ' वर्ण के विभिन्न प्रयोग

(ॐ) ' र ' के इस प्रयोग को रेफ की मात्रा कहते हैं।

(ॐ) (ॐ) ' र ' के इस प्रयोग को पदेन की मात्रा कहते हैं।

वर्ण विच्छेद - जब शब्द के प्रत्येक वर्ण को अलग - अलग किया जाता है तो उसे वर्ण विच्छेद कहते हैं। जैसे -

पुस्तक = प् + उ + स् + त् + अ + क् + अ

क्षमा = क् + ष् + अ + म् + आ

अभ्यास कार्य

प्र०) नीचे दिए गए शब्दों का वर्ण विच्छेद कीजिए।

क - श्याम - श् + य + आ + म् + अ

ख - दीवार - द् + ई + व् + आ + र + अ

ग - ट्रेन - ट् + र् + ए + न् + अ

घ - पर्वत - प् + अ + र् + व् + अ + त् + अ

प्र०) रेफ ($\overset{r}{-}$) तथा पदेन ($\overset{p}{-}$) ($\overset{a}{-}$) की मात्रा के दो-दो शब्द लिखो।

क - गर्व

ख - धर्म

ग - क्रम

घ - भ्रम

ङ - ट्रक

च - ड्रम

ध्यान दें - पाठ का अभ्यास कार्य पुस्तक में करें।

पाठ-3 : संज्ञा

किसी व्यक्ति , प्राणी , वस्तु , स्थान या भाव के नाम को संज्ञा कहते हैं ।

संज्ञा के तीन भेद होते हैं :

- 1) व्यक्तिवाचक संज्ञा
- 2) जातिवाचक संज्ञा
- 3) भाववाचक संज्ञा

संज्ञा के भेद

- 1) व्यक्तिवाचक संज्ञा - किसी विशेष व्यक्ति , प्राणी , वस्तु या स्थान के नाम का ज्ञान कराने वाले शब्दों को व्यक्तिवाचक संज्ञा कहते हैं । जैसे - राम , दिल्ली , हिमालय , गंगा , आदि ।
- 2) जातिवाचक संज्ञा - किसी व्यक्ति , प्राणी , वस्तु या स्थान की पूरी जाति का ज्ञान कराने वाले शब्दों को जातिवाचक संज्ञा कहते हैं । जैसे - कक्षा , गाय , पुस्तक , हाथी , आदि ।
- 3) भाववाचक संज्ञा - किसी व्यक्ति , प्राणी , वस्तु या स्थान के गुण - दोष , अवस्था , दशा या भाव का बोध कराने वाले शब्दों को भाववाचक संज्ञा कहते हैं । जैसे - बचपन , मोटापा , सुंदर , हरियाली , आदि ।

अभ्यास कार्य

प्र०) खाली स्थानों में संज्ञा शब्द भरिए।

क - मेरे देश का नाम भारत है।

ख - हमारा घर विद्यालय से दूर है।

ग - माँ अपने बच्चे से स्नेह करती है।

घ - मैं गाँव में रहता हूँ।

ङ - आम फलों का राजा है।

प्र०) संज्ञा शब्दों को रेखांकित करिए।

क - यह मेरे बचपन का दोस्त है।

ख - मुझे खिलौने पसंद हैं।

ग - मेरे कपड़े साफ हैं।

घ - दिल्ली भारत की राजधानी है।

ङ - यह चित्र बहुत सुंदर है।

ध्यान दें - पाठ का अभ्यास कार्य पुस्तक में करें।