




Class II

COMMUNICATE IN ENGLISH

Lesson- 2

Dear students,

Hope all of you are safe and healthy. We all are passing through a very difficult time but we should remember that –



“Hard times always lead to something great”

All the students should utilize this lockdown period to excel their reading, writing and listening skills. Follow the instructions given below:

1. Practice one page of cursive writing daily.
2. Read books, learn five new words daily with their spellings and meanings.

Kindly go through the given links for better understanding.

- To enhance reading skills, visit the link given below.

<https://youtu.be/OJ8cStbIVR4>

- Go through the given link to make the topic more understanding.

<https://youtu.be/bA5zuAWxSWM>



NOTE: If you are unable to open the given link in mobile device, kindly copy the link and paste it in Youtube or try to browse in internet explorer.


NOTE: Do word meaning and make sentences in the English notebook.



Let us learn the new words with their meaning.



1. tiny - very small
2. calf - a young one of a cow
3. pretty - attractive
4. nest - a bird's home
5. flapped - to move up and down



Let us use these words in sentences.

1. tiny - My friend bought a tiny toy for me.
2. calf - The calf is in the field.
3. pretty - Her frock is very pretty.
4. nest - A bird lives in the nest.
5. flapped - The ducks flapped their wings.



NOTE: GIVEN SOLVED EXERCISES HAS TO BE DONE IN THE ENGLISH BOOK ITSELF..

Those who don't have English Course book then do the exercises in the English notebook.

A. Who said these words? Tick ☒ the correct answers.

1. Who am I?

a. the calf

☐

b. the tiny animal.

☒

2. How could you forget your name?

a. the cow

☒

b. the woman

☐

3. Ask the water in the river.

a. the woman

☐

b. the grass

☒

4. Ask the tall tree.

a. the grass

☐

b. the water in the river.


☒

5. I don't know. I only know how to fly.

a. the tree

☐

b. the bird.

☒

B. Write true or false.

1 The tiny animal could fly.

True

2 The tiny animal looked up and asked the stars.

False

3 The tiny animal looked down and saw a school.


False

4 The cow didn't know the name of the tiny animal.

True

5 The tiny animal finally remembered its name.

True



D. Fill in the blanks with the correct words from the bracket.

1. One morning , a tiny animal forgot its name. (Won /One)
2. Here is today's newspaper. (Here/Hear)
3. I am eight years old. (eight/ ate)
4. My favourite colour is blue. (blue/blew)
5. The sea is blue. (see/sea)
6. The sun is in the sky. (son/sun)
7. Ships sail on the sea. (sale/sail)
8. I have two pencils. (to/two)




E. Fill in the blanks with the correct words from the bracket.

1. A mouse saw a lion in a net. (saw/was)
2. What did the lion say to the mouse? (What/Who)
3. Who is running up my nose? (When/Who)
4. Look! The mouse has set the lion free. (has/have)
5. The cloud is high up in the sky. (my/high)



F. Circle the naming words in these sentences.

1. The lives on a .
2. The is in the .
3. Many are in the .
4. The wants .
5. The is on the .



NOTE: Do question G in English Notebook.

G. Underline the special names in these sentences. Rewrite the sentences in your notebook using capital letters.

1. kiran lives in patna.

Kiran lives in Patna.

2. asha and aruna are sisters.

Asha and Aruna are sisters.

3. piya is reading a book.

Piya is reading a book.



4. pongal falls in the month of january.

Pongal falls in the month of January.

5. the taj mahal is in agra.

The Taj Mahal is in Agra.



***H. Ask your partner to guess these special names. Write the names on the blanks.
Begin each name with a capital letter.***

1. I am the world's highest mountain peak.

Mount Everest

2. I am the capital of India.

New Delhi

3. I am called the festival of lights.

Diwali

4. I am the third month of the year.

March

5. I am the day after Monday.

Tuesday

NOTE: Do the given worksheets in the English notebook.

Worksheet - 1

PICTURE COMPOSITION

See the picture carefully and complete the sentences.



- A family is enjoying _____. (picnic/movie)
- There are _____ members. (eight/four)
- The children are having _____. (food/rides)

Worksheet - 2

Story Completing

Complete the story with the help of given words.

room , behind, playing, door, started

Anil and Mihir were _____ hide and seek. Anil hid behind the _____. Mihir entered into the _____. He _____ searching for Anil. Anil came from _____ and scared Mihir.

Comprehension

Read the given passage and answer the following questions.

Divya had a pet dog, Topsy. It was very naughty. One day it jumped into a puddle. It was wet all over. It felt cold, so it rolled on the carpet. Divya got a towel and rubbed Topsy till it was dry. Topsy felt happy and wagged its tail. Divya loved Topsy very much and took good care of it.

1. What was the dog's name?

Ans. The dog's _____.

2. How did Topsy get wet?

Ans. Topsy got wet by _____.

3. Why did Divya take care of Topsy?

Ans. Divya took care of Topsy because _____.

4. Write two special names from the passage.

Ans. a). _____

b). _____

5. Write two common names from the passage.

Ans. a). _____

b). _____

6. Find from the passage:

a). Rhyming words.

fold- _____

fry- _____

b). Opposite words.

hot- _____

wet - _____





कक्षा – दूसरी

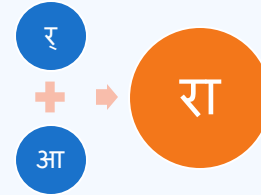
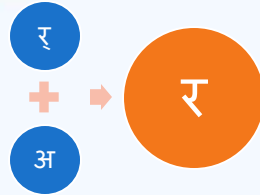
विषय – हिंदी

‘र’ के रूप

- <https://youtu.be/6ERi49QJOcY>
- <https://youtu.be/NMIUhRbmWJE>

‘र’ के रूप

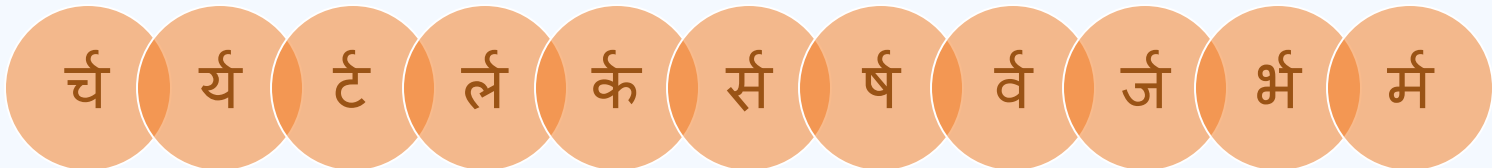
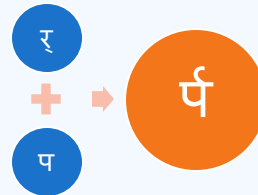
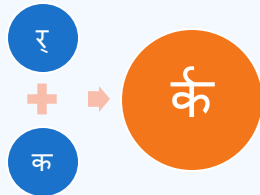
कोई भी अक्षर तब पूरा होता है, जब उसमें कोई स्वर मिला होता है । जैसे:



रमन , राम , रमा , राजा , रहीम

आधे ‘र’ (र्) रेफ़ का प्रयोग

आधे ‘र’ के प्रयोग को व्याकरण की भाषा में रेफ़ (र्) कहते हैं ।



क+र्+म = कर्म , स+र्+प= सर्प , दी+र्+घ= दीर्घ

सर्प, पार्क, नर्म, नर्स, वर्षा, दर्द, अर्थ, धर्म, कार्य, तर्क, हर्ष, पर्व, वर्षा, बर्फ, गर्मी, सर्दी

पदेन का प्रयोग (,)

स्वर रहित व्यंजनों के साथ 'र' का प्रयोग होता है तो उस अक्षर के नीचे आड़ी रेखा के रूप में ' , ' इस तरह लगेगा ।

$$\text{प} + \text{र} = \text{प्र} \quad \text{क्} + \text{र} = \text{क्र} \quad \text{द्} + \text{र} = \text{द्र} \quad \text{त्} + \text{र} = \text{त्र}$$



चन्द्र



ग्रह



चक्र



पत्र


प्रकाश, चक्र, क्रम, ग्रह, प्रेम, क्रिया, प्रजा, प्रकृति, ग्रहण, नम्र, प्रतिदिन, प्रश्न, शुक्रवार, प्रगति

अगर 'र' से पहले ट और ड है तो उनके नीचे ' ^ ' रूप में आएगा ।

$$\text{ट} + \text{र} = \text{ट्र} \quad \text{ड} + \text{र} = \text{ड्र}$$



ट्रक



ड्रम

ट्रेन, मेट्रो , राष्ट्र ,पेट्रोल , ड्रेस , राष्ट्रीय

पढ़िये

नमस्ते ।

नमस्ते प्रेम बेटा, तुम्हारे पिताजी हैं ?

जी नहीं । पिताजी बाहर गए हैं ।

कब तक आएँगे ?

जी शुक्रवार को आएँगे ।

पिताजी को मेरा प्रणाम कह देना । जी अच्छा , क्या नाम बता दूँ ?

कह देना शर्मा जी आए थे ।

जी अच्छा , प्रणाम ।

कार्य पत्र

(to be done in Hindi notebook)

प्रश्न.1 शब्दों को पढ़ो और लिखो ।

शुक्रवार

प्रार्थना

राष्ट्र

ट्रैक्टर

प्रश्न.2. रेफ़ लगाकर शब्द पूरे करो -



सूय



सप



माग



वषा

प्रश्न.3. र का सही रूप बनाकर शब्द पूरे करो और बोलो -

पणाम

पवत

डामा

खच

पकाश

राष्टीय

कोध

प्रश्न.4. वर्णों को जोड़कर लिखिए -

ग्+र+ह =-----

ध+र्+म= -----

इ+र+म = -----

स+र्+प = -----

प्रश्न.5. दिए गए शब्दों में रेफ़ (ँ) और पदेन (ँ, ं) का सही प्रयोग कीजिए -

दपण

डम

बश

कम

पकाश

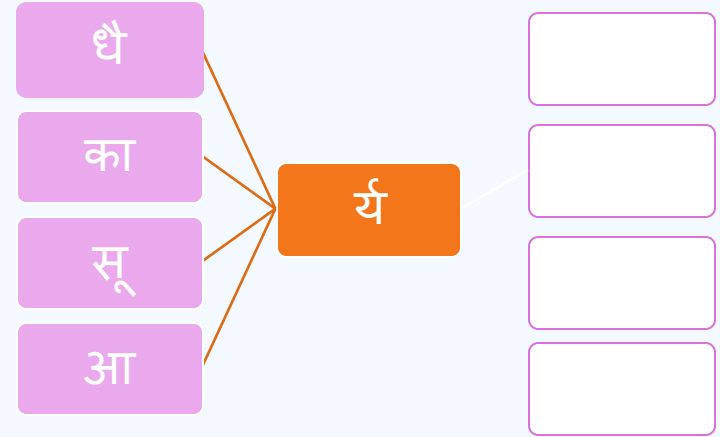
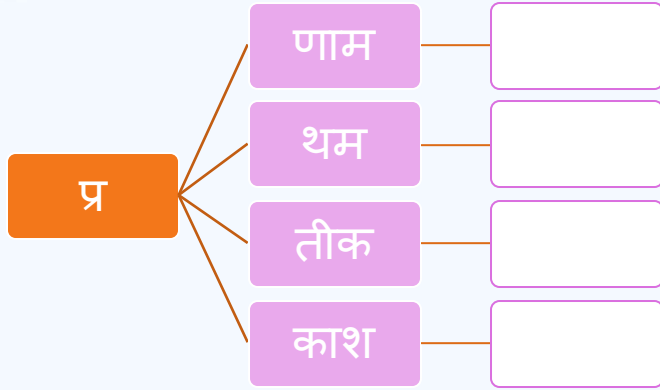
टक

पस

किकेट

गाम

प्रश्न.6. जोड़कर शब्द बनाओ -



पठन कार्य - <https://youtu.be/H4sM9GHCfII>



MATHEMATICS

CLASS - II

CHAPTER - 3 ADDITION

<https://youtu.be/9K0sSxuWFg8>

<https://youtu.be/f0rpXquEEKg>

<https://youtu.be/s4CHTfigkel>

REVISION :

ADDING 1- DIGIT NUMBERS

Addition is used to put things together. We use '+' sign for addition.

Students, we have already learnt how to add 1 – digit numbers by forward counting :

$$\begin{array}{r} 3 \\ + 4 \\ \hline 7 \end{array}$$

$$\begin{array}{r} 5 \\ + 3 \\ \hline 8 \end{array}$$

$$\begin{array}{r} 8 \\ + 1 \\ \hline 9 \end{array}$$

$$\begin{array}{r} 2 \\ + 4 \\ \hline 6 \end{array}$$

$$\begin{array}{r} 2 \\ + 3 \\ \hline 5 \end{array}$$

$$\begin{array}{r} 4 \\ + 4 \\ \hline 8 \end{array}$$

WORKSHEET – 1

Add the following :

$$\begin{array}{r} 6 \\ + 5 \\ \hline \end{array}$$

$$\begin{array}{r} 9 \\ + 2 \\ \hline \end{array}$$

$$\begin{array}{r} 5 \\ + 3 \\ \hline \end{array}$$

$$\begin{array}{r} 8 \\ + 1 \\ \hline \end{array}$$

$$\begin{array}{r} 4 \\ + 3 \\ \hline \end{array}$$

$$\begin{array}{r} 5 \\ + 2 \\ \hline \end{array}$$

$$\begin{array}{r} 3 \\ + 4 \\ \hline \end{array}$$

$$\begin{array}{r} 6 \\ + 7 \\ \hline \end{array}$$

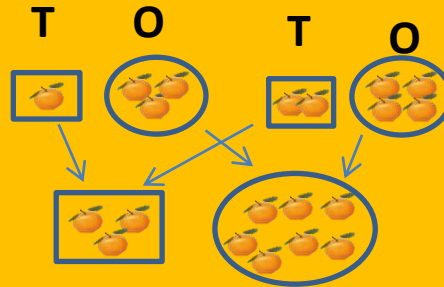
$$\begin{array}{r} 8 \\ + 3 \\ \hline \end{array}$$

$$\begin{array}{r} 7 \\ + 2 \\ \hline \end{array}$$

Addition of 2- digit Numbers (Without Regrouping)



Riya has 13 oranges.



Rahul has 24 oranges.

They combine their oranges.
They both have 37 oranges all together.

To add two digit numbers, we add ones to ones and tens to tens.

	T	O
	1	3
+	2	4
	<hr/>	<hr/>
	3	7
	<hr/>	<hr/>

Worksheet – 2

Add the following

1. $\begin{array}{r} 34 \\ + 34 \\ \hline \end{array}$	6. $\begin{array}{r} 42 \\ + 25 \\ \hline \end{array}$	11. $\begin{array}{r} 30 \\ + 60 \\ \hline \end{array}$
2. $\begin{array}{r} 26 \\ + 61 \\ \hline \end{array}$	7. $\begin{array}{r} 53 \\ + 34 \\ \hline \end{array}$	12. $\begin{array}{r} 37 \\ + 52 \\ \hline \end{array}$
3. $\begin{array}{r} 31 \\ + 48 \\ \hline \end{array}$	8. $\begin{array}{r} 43 \\ + 36 \\ \hline \end{array}$	13. $\begin{array}{r} 73 \\ + 16 \\ \hline \end{array}$
4. $\begin{array}{r} 50 \\ + 20 \\ \hline \end{array}$	9. $\begin{array}{r} 42 \\ + 37 \\ \hline \end{array}$	14. $\begin{array}{r} 85 \\ + 10 \\ \hline \end{array}$
5. $\begin{array}{r} 22 \\ + 45 \\ \hline \end{array}$	10. $\begin{array}{r} 36 \\ + 62 \\ \hline \end{array}$	15. $\begin{array}{r} 16 \\ + 63 \\ \hline \end{array}$

ADDITION OF THREE 2 – DIGIT NUMBERS

	T	O	
Second step	3	2	
↓	2	3	First step
	+	1	↓
		4	
Add tens → (3+2+1 =6)	6	9	Add ones → (2+3+4 = 9)

To add three or more 2-digit numbers, we follow the same steps –
add ones, then tens

Worksheet - 3

Add the following numbers.

T	O
2	6
3	1
+ 1	2
<input type="text"/>	

T	O
3	2
5	6
+ 1	1
<input type="text"/>	

T	O
4	2
2	3
+ 3	2
<input type="text"/>	

T	O
5	1
2	3
+ 1	4
<input type="text"/>	

T	O
4	3
1	2
+ 3	2
<input type="text"/>	

T	O
7	6
1	1
+ 3	2
<input type="text"/>	

Addition of 2 – digit Numbers (With Regrouping)

The diagram illustrates the addition of 142 and 37 using place value blocks and a written equation.

Place Value Blocks:

- Tens:** A box labeled "Tens" contains one block representing 10. Below it are four blocks representing 40. A dashed box groups these five blocks (1 ten and 4 tens) to represent 50.
- Ones:** A box labeled "Ones" contains three blocks representing 30. Below it are seven blocks representing 70. A dashed box groups these ten blocks (3 tens and 7 ones) to represent 100.

Written Equation:

$$\begin{array}{r} 142 \\ + 37 \\ \hline 180 \end{array}$$

Annotations:

- An arrow points from the text "Carry the one!" to the tens place of the sum.
- An arrow points from the text "Start, Start, Start on the right!" to the ones place of the sum.

Worksheet - 4

Add the following numbers.

$$\begin{array}{r} 32 \\ +59 \\ \hline \end{array}$$

$$\begin{array}{r} 13 \\ +57 \\ \hline \end{array}$$

$$\begin{array}{r} 42 \\ +28 \\ \hline \end{array}$$

$$\begin{array}{r} 77 \\ +16 \\ \hline \end{array}$$

$$\begin{array}{r} 16 \\ +54 \\ \hline \end{array}$$

$$\begin{array}{r} 23 \\ +37 \\ \hline \end{array}$$

$$\begin{array}{r} 33 \\ +48 \\ \hline \end{array}$$

$$\begin{array}{r} 23 \\ +28 \\ \hline \end{array}$$

$$\begin{array}{r} 37 \\ +49 \\ \hline \end{array}$$

$$\begin{array}{r} 61 \\ +22 \\ \hline \end{array}$$

$$\begin{array}{r} 71 \\ +19 \\ \hline \end{array}$$

$$\begin{array}{r} 58 \\ +15 \\ \hline \end{array}$$

ADDITION FACTS

❑ Changing the order of the numbers while adding does not change the sum. For example :

$$\begin{array}{r} 3 \ 2 \\ + 4 \ 1 \\ \hline 7 \ 3 \\ \hline \end{array}$$

$$\begin{array}{r} 4 \ 1 \\ + 3 \ 2 \\ \hline 7 \ 3 \\ \hline \end{array}$$

❑ When zero is added to any number, we get the number itself. For example:

$$\begin{array}{r} 2 \ 5 \\ + 0 \\ \hline 2 \ 5 \\ \hline \end{array}$$

$$\begin{array}{r} 9 \ 9 \\ + 0 \\ \hline 9 \ 9 \\ \hline \end{array}$$

Worksheet - 5

Fill in the blanks.

1) $33 + 56 = \underline{\hspace{2cm}} + 33$

2) $29 + 0 = \underline{\hspace{2cm}}$

3) $\underline{\hspace{1cm}} + 75 = 75 + 96$

4) $83 + \underline{\hspace{1cm}} = 25 + 83$

5) $\underline{\hspace{1cm}} + 48 = 48$

6) $92 + 71 = 71 + \underline{\hspace{2cm}}$

ADDITION OF 3-DIGIT NUMBERS (WITHOUT REGROUPING)

Here, in addition of 3-digit numbers, we add ones , then tens and then hundreds.

$$\begin{array}{r} \text{H T O} \\ 1 \ 1 \ 2 \\ + 1 \ 2 \ 5 \\ \hline \textcolor{blue}{7} \\ \hline \end{array}$$

$$\begin{array}{r} \text{H T O} \\ 1 \ 1 \ 2 \\ + 1 \ 2 \ 5 \\ \hline \textcolor{blue}{3} \ 7 \\ \hline \end{array}$$

$$\begin{array}{r} \text{H T O} \\ 1 \ 1 \ 2 \\ + 1 \ 2 \ 5 \\ \hline \textcolor{blue}{2} \ 3 \ 7 \\ \hline \end{array}$$

Worksheet - 6

Add the following numbers.

$$\begin{array}{r} 715 \\ + 214 \\ \hline \end{array}$$

$$\begin{array}{r} 701 \\ + 190 \\ \hline \end{array}$$

$$\begin{array}{r} 124 \\ + 310 \\ \hline \end{array}$$

$$\begin{array}{r} 432 \\ + 525 \\ \hline \end{array}$$

$$\begin{array}{r} 644 \\ + 255 \\ \hline \end{array}$$

$$\begin{array}{r} 106 \\ + 320 \\ \hline \end{array}$$

$$\begin{array}{r} 322 \\ + 676 \\ \hline \end{array}$$

$$\begin{array}{r} 231 \\ + 412 \\ \hline \end{array}$$

$$\begin{array}{r} 350 \\ + 631 \\ \hline \end{array}$$

ADDITION OF 3-DIGIT NUMBERS (WITH REGROUPING)

In addition of 3-digit numbers, we add ones, then tens and then hundreds.

We combine 10 ones to make one ten if there are more than 9 ones.

In the same way, we combine 10 tens to make 1 hundred if the number of tens is more than nine.

For example :

$$\begin{array}{r} \text{H T O} \\ 4^1 4 3 \\ + 5 6 9 \\ \hline 2 \end{array}$$

$$\begin{array}{r} \text{H T O} \\ 1^1 4^1 4 3 \\ + 5 6 9 \\ \hline 1 2 \end{array}$$

$$\begin{array}{r} \text{H T O} \\ 1^1 4^1 4 3 \\ + 5 6 9 \\ \hline 10 1 2 \end{array}$$

Worksheet - 7

Add the following :

$$\begin{array}{r} \text{HTO} \\ 627 \\ +134 \\ \hline \\ \hline \end{array}$$

$$\begin{array}{r} \text{HTO} \\ 567 \\ +238 \\ \hline \\ \hline \end{array}$$

$$\begin{array}{r} \text{HTO} \\ 695 \\ +348 \\ \hline \\ \hline \end{array}$$

$$\begin{array}{r} \text{HTO} \\ 469 \\ +473 \\ \hline \\ \hline \end{array}$$

$$\begin{array}{r} \text{HTO} \\ 479 \\ +571 \\ \hline \\ \hline \end{array}$$

$$\begin{array}{r} \text{HTO} \\ 362 \\ +338 \\ \hline \\ \hline \end{array}$$

$$\begin{array}{r} \text{HTO} \\ 746 \\ +374 \\ \hline \\ \hline \end{array}$$

$$\begin{array}{r} \text{HTO} \\ 298 \\ +619 \\ \hline \\ \hline \end{array}$$

Word Problems

Keywords to identify the word problems of “Addition”



EXAMPLES OF WORD PROBLEMS

Raj had 26 story books. His friend gave him 13 more. How many story books does Raj have now?

$$\begin{array}{rcl} \text{Number of story books Raj had} & = & 26 \\ \text{Number of storybooks his friend gave} & = & + 13 \\ \hline \text{Number of story books he has now} & = & 39 \end{array}$$

Raj has 39 story books now.

There are 138 red chairs and 154 blue chairs in a hall. How many chairs are there in total in the hall?

$$\begin{array}{rcl} \text{Number of red chairs} & = & 138 \\ \text{Number of blue chairs} & = & + 154 \\ \hline \text{Total no. of chairs} & = & 292 \end{array}$$

There are 292 chairs in the hall.

Worksheet -8

(Questions based on Word Problems)

1. Pihu read 25 pages of a book on Monday and 30 pages on Tuesday. How many pages has she read in two days?
2. Radhika and Sonali collect the stickers of Disney princesses. Radhika has 130 stickers while Sonali has 115 stickers. How many stickers do they both have?
3. 18 birds were sitting on a tree. 13 more joined them. How many birds are there on the tree now?
4. In a group photograph, there are 13 children and 17 adults. How many people are there in the photograph?
5. In a bird sanctuary, there are 385 parrots, 96 woodpeckers and 125 humming birds. What is the total number of birds in the bird sanctuary?



ENVIRONMENTAL STUDIES

CLASS - II

LESSON 4 – MY FAMILY



Go through the given link to make the topic more understanding.

<https://youtu.be/Bd0VjMwBkPo>

Note- If you are unable to open the given link in mobile device, kindly copy the link and paste it in YouTube, or try to browse in internet explorer.

SUB TOPICS:

- * WHAT IS A FAMILY?
- * DIFFERENT TYPES OF FAMILY
- * JOINT FAMILY
- * NUCLEAR FAMILY
- * FAMILY TREE



WHAT IS A FAMILY?

*A family can be described as a group of people consisting of parents, children, grandparents, uncles, aunts, cousins etc.

*Provide shelter

*Feel safe



FAMILY

```
graph TD; A[FAMILY] --> B[JOINT FAMILY]; A --> C[NUCLEAR FAMILY];
```

JOINT FAMILY



NUCLEAR FAMILY



JOINT FAMILY



JOINT FAMILY

- *A family consisting of several members living in the same house is known as joint family.
- *It is also known as extended family.

NUCLEAR FAMILY



NUCLEAR FAMILY

- * A small family consists of a father, mother, and one or two children is known as nuclear family.
- * It is also known as small family.

JOINT FAMILY

A family consisting of several members living in the same house is known as joint family.



NUCLEAR FAMILY

A small family consists of a father, mother, and one or two children is known as nuclear family.





OUR FAMILY GIVES US LOVE AND MAKES US FEEL SAFE.

WE LOVE & TAKE CARE OF EACH OTHER.



FUN WITH FAMILY

*A FAMILY ENJOYS DURING
SPECIAL OCCASIONS LIKE
WEDDINGS, BIRTHDAY
PARTIES, PICNICS, FESTIVALS
AND SO ON.

Given below is a family tree. Write the names of your family members in the boxes.




Note:- This work should be done in E.V.S. book page no. 20.

Note: This work should be done in E.V.S. notebook.

*** Match the following to complete the sentences.**

- | | | |
|---------------------------------------|----------------|------------|
| 1. My mother's son is my | father | [4] |
| 2. My father and mother are my | mother | [3] |
| 3. My father's wife is my | sister | [5] |
| 4. My mother's husband is my | brother | [1] |
| 5. My father's daughter is my | parents | [2] |



Do this exercise yourself with the help of your parents. It should be done in E.V.S. book.

Who does the following in your home?

1. cook your food _____

2. comb your hair _____

3. wash the dishes _____

4. help with your homework _____

5. pack your lunch box _____

6. play with you _____

7. iron the clothes _____



*Do it in E.V.S. book.

Find these words in the word grid.
Father , Mother, Aunt, Grandmother,
Grandfather, Brother, Sister, Uncle

Draw the picture in your E.V.S notebook
and colour it.

x	y	f	b	m	s	m	a	u	n	t	z
g	r	a	n	d	m	o	t	h	e	r	s
q	e	t	b	r	o	t	h	e	r	y	i
f	b	h	l	t	k	h	c	o	u	s	s
z	p	e	a	f	q	e	t	w	e	v	t
w	b	r	d	g	p	r	u	n	c	l	e
g	r	a	n	d	f	a	t	h	e	r	r



Note: This work should be done in E.V.S. notebook.

WORKSHEET

Ques1- Fill in the blanks:

1. My uncle's children are my cousins.
2. We should always respect our family members and relatives.
3. Our family gives us love and makes us feel safe.
4. A cousin can be a boy or girl.

Ques2- Write True or False:

1. My grandfather and grandmother are my parents. - False
2. Parents and children make a nuclear family. - True
3. Cousins are our real brothers and sisters. - False
4. Nuclear family can be big or small. - False



This work should be done in E.V.S. notebook.

QUESTION /ANSWERS

Q.1 What is a family?

Ans. A family is a group of people, who live together and are related to each other.

Q.2 How many types of families are there? Name them.

Ans. There are two types of families:-

i) Nuclear family

ii) Joint family

Q.3 What is a nuclear family?

Ans. A nuclear family is made up of parents that have one or two children.

Q.4 What is a joint family?

Ans. A family in which many members live together in the same house is called a joint family.

Q.5 Who are called our parents?

Ans. Our mother and father are our parents.

Q.6 Who are grandparents?

Ans. Parents of our mother and father are our grandparents.

Q.7 Who are relatives?

Ans. Our grandparents, uncles, aunts and cousins are our relatives.

Q.8 Who are cousins?

Ans. Children of aunts and uncles are called cousins.

Q.9 What are siblings?

Ans. Our brother or sister are our siblings.





General knowledge class 2

Please refer to the link given below.

<https://youtu.be/7z3IOPiPYoE>

Complete this session learnings in your copy as well.




National leaders of India

Indians were ruled by the British from 1757 until 1947. By 1920, a large number of people joined the movements started by Mahatma Gandhi and other Indian leaders to resist the British rulers. India became independent in 1947.




BR Ambedkar




Sardar Patel



Subhas Chandra Bose



Jawaharlal Nehru



Mahatma Gandhi



Current Affairs

**Who was the first
Indian to travel to space?**

Rakesh Sharma
Kalpana Chawla
Ravish Malhotra
Sunita Williams

Answer- *Sunita Williams*

**Which sports does
Sania Nehwal play?**

Badminton
Boxing
Tennis
Hockey

Answer- *Badminton*



Which state is known
as Indian spice garden?

Kerela

Hyderabad

Delhi

Sikkim

Answer- Kerela

I don't sleep at night ,
I have a far sight and
can turn my head
almost all the way
around.


Pigeon

Owl

Cuckoo

Crow

Answer- Owl



_____ is the festival which marks the end of Navratri and Durga pooja in India?

Dussehra

Diwali

Holi

Janmashtami

Answer- Dussehra



MUSICALLY YOURS

MUSIC IS MAGIC

MAGIC IS LIFE

I love to sing along with my friends. How about you?
Let's check how well you know music.





Choose the correct answer from the options given below.

Which of these is not a musical instrument?

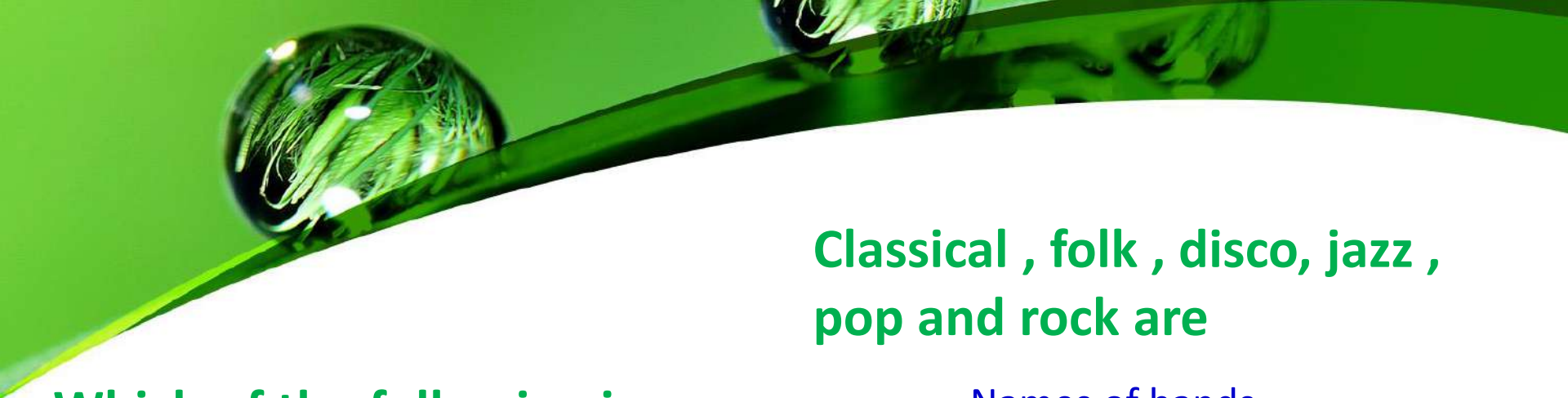
Flute
Harmonium
Car horn

Answer- Car horn

To play this wind instrument , the player has to blow air into the bag and squeeze it out through the pipes.

Flute
Trumpet
Bagpipes

Answer- Bagpipes



Which of the following is an instrument with strings

Guitar

Tabla

Flute

Answer- Guitar

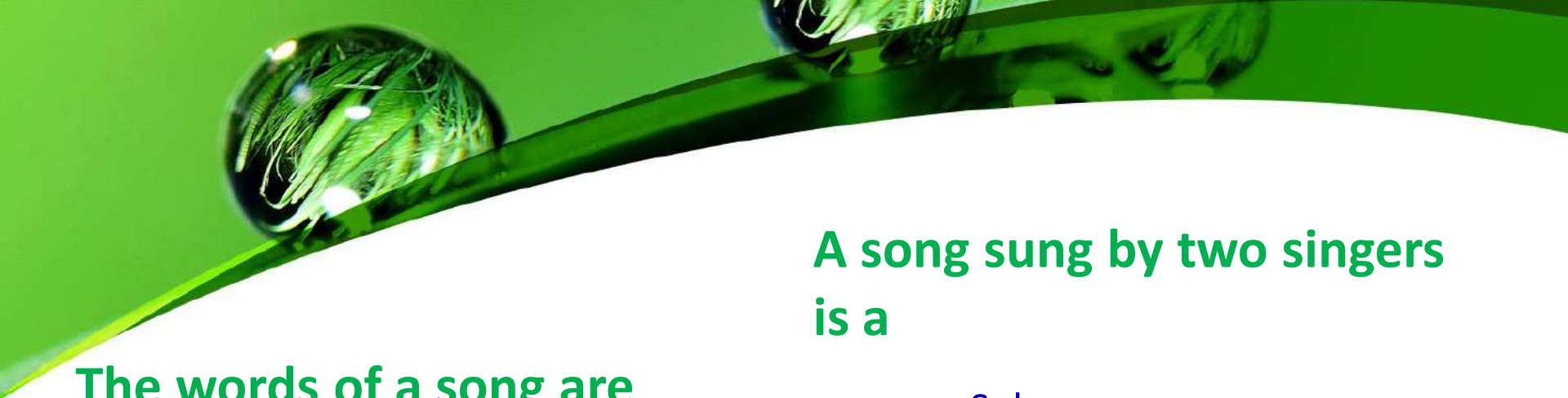
Classical , folk , disco, jazz , pop and rock are

Names of bands.

Types of music

Musical instruments.

Answer - Types of music



The words of a song are called

Notes

Speech

Lyrics

Answer- Lyrics

A song sung by two singers is a

Solo

Duet

Club

Answer- Duet