



CLASS 1 COMMUNICATE IN

ENGLISH LESSON-1

THE MANGO TREE



<https://youtu.be/307VT3sY3TY>

Please refer to the link given above for the chapter explanation.

Lets start our chapter with a Mango party!

Its summer and we all like to eat mangoes.
Kids you have to help your parents in making
the following items with mangoes

- ❖ mango pickle
- ❖ mango chutney
- ❖ mango shake
- ❖ mango ice-cream



Enjoy your party with food items prepared
with mangoes.



NEW WORDS

Note – Write the following words in the notebook.

- play
- begins
- chirp
- sweet
- grandfather
- planted
- children
- dig
- helped
- shade
- water



For reading practice refer to the link given below.

https://youtu.be/XxmH_s0hIa0




CHAPTER AT A GLANCE

Scene 1

This is a story of 4 kids namely **Vasu**, **Amir**, **Payal** and **Lila**. It is a sunny day, kids are playing under a big mango tree. They are enjoying cool shade of the tree, chirping of the birds and collecting fresh mangoes that are falling from the tree. Suddenly it begins to rain but they did not get wet because they have a big, green umbrella which is **The Mango Tree**.



Suddenly, it begins to rain.



Scene 2


Payal and Lila are enjoying eating juicy and sweet mangoes. They wonder ! How that tree is there? Grandmother told them, their grandfather planted that tree with the help of their father.



Scene 3

The children want to plant a tree now , they asked help from their daddy. When tree will grow, it will give shade, fruits and will be home for birds and squirrels. So to plant a tree they followed the following steps.

- ❖ Dig a hole.
- ❖ Plant a mango seed in it.
- ❖ Water the plant and take care of it.




MORAL OF THE STORY

We have learnt that we should plant more and more trees.

Plants give us :-

- ❖ shade
- ❖ fruits and vegetables
- ❖ Plants are home for birds.



NOTE- Do the following questions in the notebook.

Q1. Circle the correct words.

- a) The children played under a (pear / mango) tree.
- b) Vasu could hear (chirp,chirp ! / meow,meow).
- c) The mangoes were (sweet / salty).
- d) Payal and Lila wanted to plant a (pear / mango) tree.
- e) Trees give us (shade / light).




Note – Do these following questions in your notebook.

Q2. Match the words in two columns.

- a) sing → flowers
b) clap → plants
c) water → songs
d) climb → hands
e) smell → stairs

Q3. Fill in the blanks with words from the tree.

- a) This is a big tree.
b) Where is the boy?
c) Please bring the bat here.
d) Is this your bat?
e) I want to play.



Q4. Who said these words? Write Vasu , Amir , Payal, Lila.

a) What fun it is to play here!

Amir

b) Yes , it is very cool here.

Lila

c) Yes , I can hear chirp , chirp !

Vasu

d) Hey , that mango is about to fall. Catch it !

Payal



LIFE SKILLS

Note- Dear parents help your ward to do this life skill activity.

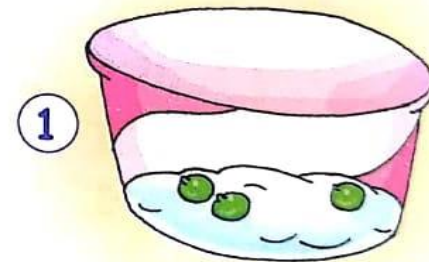


LIFE SKILLS

Grow a garden in a cup!

- Take two empty ice-cream cups. Place thin layers of cottonwool in both the cups.
- Place three pea seeds in each cup.
- Do not water Cup 1.
- Keep the cottonwool moist in Cup 2 by watering it.

What do you see after a few days?



Discuss with your kids.



RHYMING WORDS

Draw a line between the words that rhyme.

back

rat

cake

tank

bank

sack

jar

late

cat

bake

gate

far



Practice one page cursive writing daily. For example

1. *The horse is black.*

2. *The knight is brave.*

3. *The dog is brown.*

4. *The clouds are fluffy.*

5. *Find two dogs.*



ENVIRONMENTAL STUDIES

CLASS - 1

Lesson – 4

My Body Needs Care



FOR BETTER UNDERSTANDING CLICK ON THIS YOUTUBE LINK



https://youtu.be/_Ns7ya3ooXI

NOTE : If you are unable to open the given link in mobile device kindly copy the link in Google browser, else try to browse in internet explorer , Mozilla Firefox .

1. Take Care Of My Body

a. I must take bath everyday.



b. I must brush my teeth everyday.



c. I must wear clean clothes everyday.



d. I must comb to tidy my hair.



2. TO KEEP MY BODY HEALTHY

a. I must eat well and drink water.



b. I must play everyday.

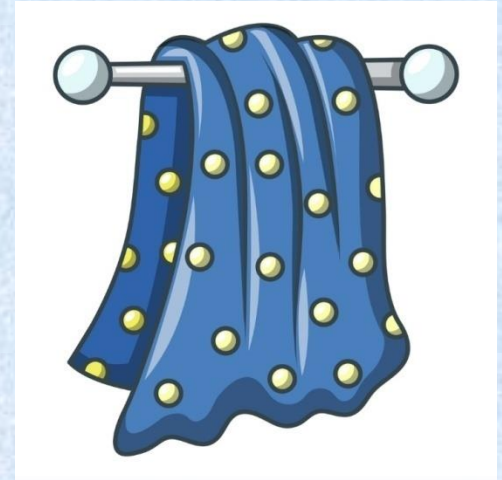


c. I must sleep well.



Things we use to keep us clean

1. I use a towel to dry myself.



2. I use soap to bath.




3. I use tooth brush to clean my teeth.



4. I use comb to tidy my hair.



5. I use nail cutter to cut my long nails.



6. I use handkerchief when I have cold.



REVISION WORKSHEET

Do the work in copy.

1. Fill in the blanks with correct option

care , bath , clean , towel , eat

1. I must take _____ of my body.
2. I must wear _____ clothes .
3. I use a _____ to dry myself.
4. I must take a _____ everyday.
5. I must _____ well.

2. Circle the things that you use to keep your body clean:-

well

soap

eat

towel

play drink

body

clothes

comb

mouse


rose

brush


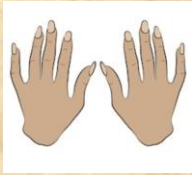
rope

nail-cutter

3. Name the pictures given below :-



4. Match the pictures



5. Write true (✓) or false (✗) :-

1. I eat well to keep my body clean. _____
2. I use a toothbrush to clean my teeth. _____
3. I use a nail-cutter to cut my hair. _____
4. I must not play everyday. _____
5. I use towel when I am wet. _____
6. I use handkerchief for my dirty hands _____



CLASS - I

MATHEMATICS

UNIT - 4

SUBTRACTION

Please press the *CLICK* button
to watch the videos

- First watch this video for practical demonstration.



CLICK

- Now, watch this for further understanding of the concept.



CLICK

**CLASS I
MATHEMATICS**

WORKSHEET 1

Q.1 Subtract the following with the help of pictures:

1.  —  =

 —  =

2.  —  =

 —  =

3.  —  =

4. $\begin{matrix} \bigcirc & \bigcirc \\ \bigcirc & \bigcirc \end{matrix} - \begin{matrix} \bigcirc \\ \bigcirc \end{matrix} = \square$

5. $\begin{matrix} \blacktriangle & \blacktriangle & \blacktriangle & \blacktriangle \\ \blacktriangle & \blacktriangle & \blacktriangle & \blacktriangle \\ \blacktriangle & \blacktriangle & \blacktriangle & \blacktriangle \end{matrix} - \begin{matrix} \blacktriangle & \blacktriangle \\ \blacktriangle & \blacktriangle \\ \blacktriangle & \blacktriangle \end{matrix} = \square$

Q. 2 Subtract the following:

$$\begin{array}{r} \text{T O} \\ 8 \\ - 2 \\ \hline \\ \hline \end{array} \quad \begin{array}{r} \text{T O} \\ 19 \\ - 12 \\ \hline \\ \hline \end{array} \quad \begin{array}{r} \text{T O} \\ 5 \\ - 2 \\ \hline \\ \hline \end{array}$$

$$\begin{array}{r} \text{T O} \\ 13 \\ - 10 \\ \hline \\ \hline \end{array} \quad \begin{array}{r} \text{T O} \\ 18 \\ - 11 \\ \hline \\ \hline \end{array} \quad \begin{array}{r} \text{T O} \\ 9 \\ - 3 \\ \hline \\ \hline \end{array}$$

Q.3 Subtract the following:

$1) 10 - 4 = \square$

$2) 14 - 3 = \square$

$3) 5 - 2 = \square$

$4) 10 - 10 = \square$

$5) 20 - 5 = \square$

$6) 4 - 4 = \square$

$7) 4 - 3 = \square$

$8) 5 - 5 = \square$

$9) 10 - 0 = \square$

$10) 15 - 0 = \square$

Let's Revise

Worksheet 2

Q.1 Add the following:

- | | | | |
|---------------|----------------------|----------------|----------------------|
| 1. $2 + 2 =$ | <input type="text"/> | 6. $12 + 2 =$ | <input type="text"/> |
| 2. $10 + 1 =$ | <input type="text"/> | 7. $1 + 2 =$ | <input type="text"/> |
| 3. $14 + 2 =$ | <input type="text"/> | 8. $5 + 5 =$ | <input type="text"/> |
| 4. $7 + 6 =$ | <input type="text"/> | 9. $1 + 1 =$ | <input type="text"/> |
| 5. $19 + 1 =$ | <input type="text"/> | 10. $11 + 4 =$ | <input type="text"/> |

Q.2 Add the following:

$$\begin{array}{r} \text{T O} \\ 5 \\ + 2 \\ \hline \\ \hline \end{array}$$

$$\begin{array}{r} \text{T O} \\ 8 \\ + 1 \\ \hline \\ \hline \end{array}$$

$$\begin{array}{r} \text{T O} \\ 2 \\ + 3 \\ \hline \\ \hline \end{array}$$

$$\begin{array}{r} \text{T O} \\ 4 \\ + 4 \\ \hline \\ \hline \end{array}$$

$$\begin{array}{r} \text{T O} \\ 3 \\ + 0 \\ \hline \\ \hline \end{array}$$

Q.3 Write the number names of the following :

- 3 - _____
- 14 - _____
- 20 - _____
- 15 - _____
- 7 - _____

Q.4 Write the table of 2.

Note: Dear Parents, all these questions mentioned in the worksheets have to be done in Maths notebook .



हिन्दी कक्षा- पहली



Click on the link - https://youtu.be/nLi_4ymZVil

आप सभी बच्चों को यह पता है कि 'आ' की मात्रा व्यंजन के पीछे सीधी रेखा बनाकर लगाई जाती है।

बच्चों 'आ' की मात्रा के प्रश्नों को हम हिंदी पाठमाला की सहायता के साथ करेंगे। हमारी पाठमाला के पृष्ठ संख्या (page no) 21 पर कुछ अभ्यास कार्य दिया हुआ है उसको पूरा करेंगे।

बच्चों हमारा पहला प्रश्न है चित्रों को उनके नाम से मिलाओ।

सभी बच्चों को चित्रों को पहचानकर उनके नाम के साथ मिलाना है।



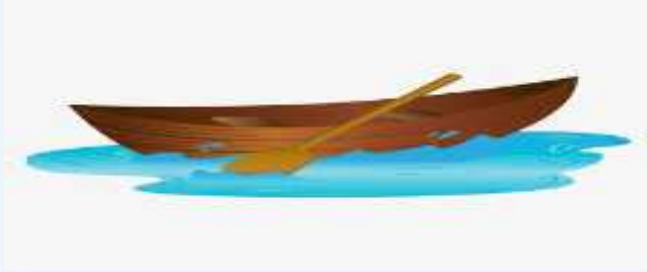
ताला

बाल

जाल

घास

इन चित्रों को पहचानकर उनके नाम के साथ मिलाना है।

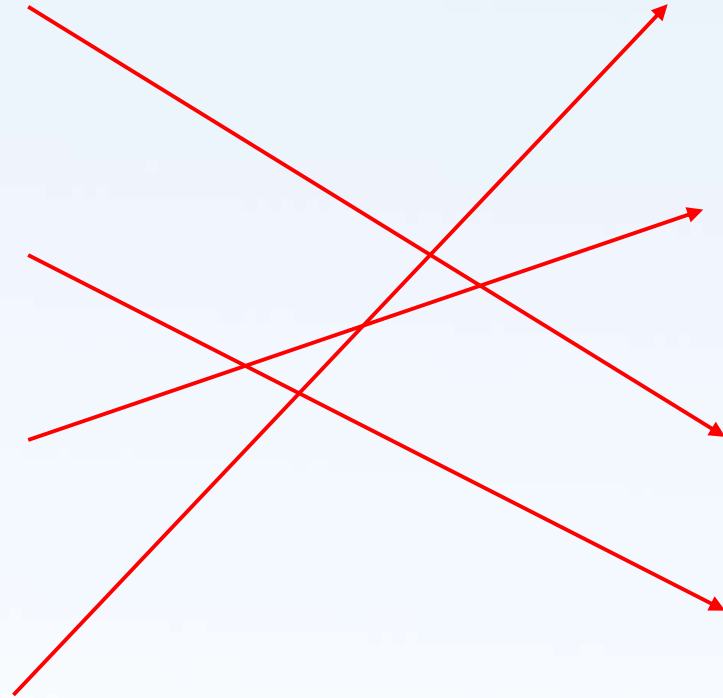


अनार

टमाटर

नाव

बादल



हमारा दुसरा प्रश्न है पढ़ो और लिखो।

का ना मा ता बा जा हा
काम नाच माला तारा हाथ



प्रश्न -3 बोलकर पढ़ो और उच्चारण में अंतर समझो।

जल

जाल

धन

धान

कम

काम

बल

बाल

चल

चाल

हल

हाल

छत

छाता

मल

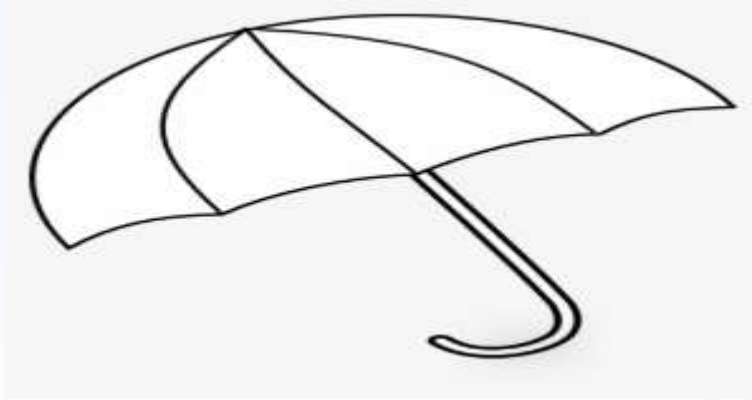
माला



बच्चों अब हम पृष्ठ संख्या 22 (page no) पर प्रश्न 4 को पूरा करेंगे। 'आ' की मात्रा (।) लगाकर शब्द पूरे करो।

बाजा पालक गाजर घड़ा गमला अनार

प्रश्न 5 चित्र में रंग भरो।



अब हम पृष्ठ संख्या 18 (page no) को भी पूरा करेंगे।

प्रश्न 2 शब्द बनाकर लिखो।

- एक पतन आज कमल बहन लपट कर बस



कप



आम



हल



कब



स्वर को हमने सीख लिया, व्यंजन हमने पढ़ लिए, अब आई मात्राओं की बारी, बच्चों तुम अब कर लो तैयारी, तो बच्चों क्या आप तैयार हैं नई मात्रा को सीखने के लिए। बच्चों आज हम सीखेंगे इ की मात्रा ' ि '

इ की मात्रा का परिचय

कि	खि	गि	घि	
चि	छि	जि	झि	
टि	ठि	डि	ढि	
ति	थि	दि	धि	नि
पि	फि	बि	भि	मि
यि	रि	लि	वि	
शि	षि	सि	हि	

ि	ि	ि	ि
ि	ि	ि	ि
ि	ि	ि	ि
ि	ि	ि	ि
ि	ि	ि	ि
ि	ि	ि	ि
ि	ि	ि	ि

बच्चों अब आप सभी को अपनी कॉपी में 'इ' की मात्रा को लाल रंग से लगाना है।



बोल कर पढ़ो

सिर	पिन	दिन	किला	पिता	बिल
किसान	सितार	डलिया	तकिया	हिरन	टिकट
विमान	तिनका	डाकिया	नारियल	साइकिल	रिमझिम



पिकनिक

शनिवार का दिन था।
रवि, शिखा , निशा और अनिल
पिकनिक पर गए।
आम का घना बाग था।
आग जलाकर चाय बनाई।
शिखा गिटार उठा लाई।
अनिल गिटार बजा रहा था।
रवि चित्र बना रहा था।
एक हिरन दिखाई दिया।
हिरन, हिरन। वह रहा हिरन।
अचानक रिमझिम बरखा आ गई।
सब घर वापस आ गए।



इ की मात्रा ' ि ' के शब्द

बच्चों अब हम सीखेंगे कुछ ' इ ' की मात्रा के शब्द

क + ि + ता + ब = किताब

स + ि + ता + र = सितार

च + ि + ड़ + ि + या = चिड़िया

ग + ि + टा + र = गिटार

त + ि + न + का = तिनका

डा + क + ि + या = डाकिया

ह + ि + र + न = हिरन

ट + ि + क + ट = टिकट

व + ि + मा + न = विमान


क + ि + सा + न = किसान



चित्रों के नाम



चिड़िया



किताब




गिलास



साइकिल



तकिया



विमान



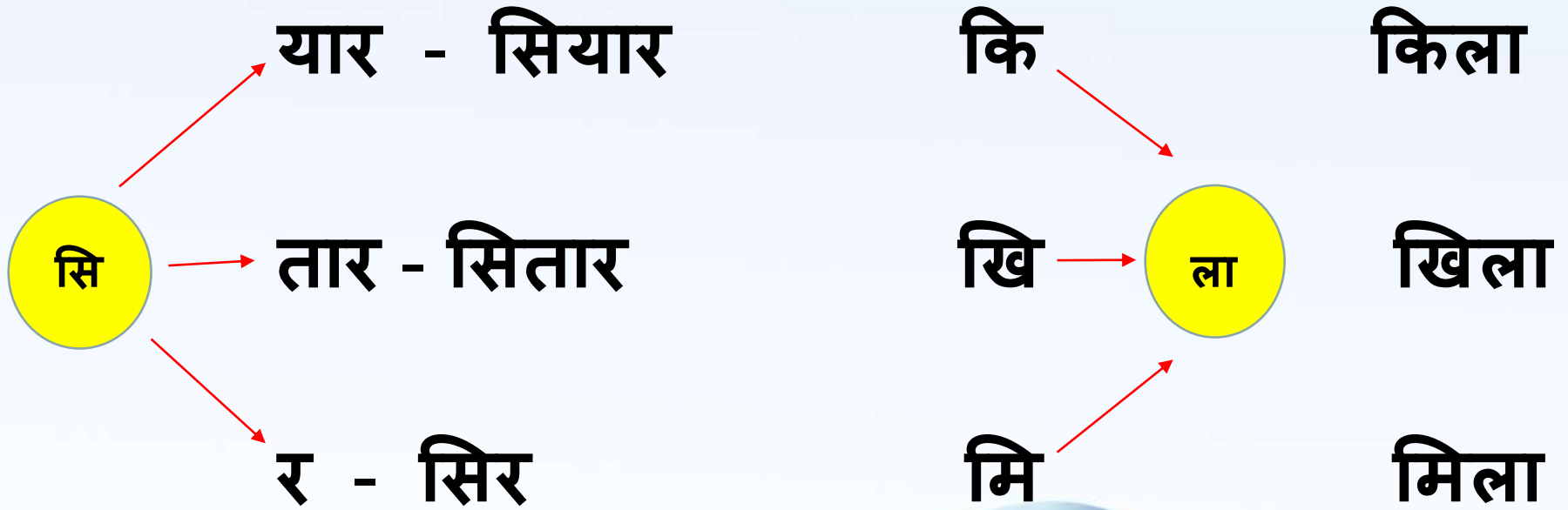
हिरन



डाकिया



जोड़कर शब्द बनाओ - (अपनी कॉपी में भी इसका अभ्यास करें।)



कार्यपत्रक

‘इ’ की मात्रा लगाकर शब्द पूरे करो।

_कला

_चमटा

_सतार

_टकट

बा_रश

त_कया

क_वता

_हरन

_गलास

_पता



कार्यपत्रक

सही शब्द पर गोला (o) लगाओ।

थकिया

तकिया

तकीया

चीड़िया

छिड़िया

चिड़िया

किसान

किशान

कीसान

वमान

वीमान

विमान

नरयल

नारीयल

नारियल



कार्यपत्रक

आ और इ की मात्रा वाले शब्द छाँटकर अलग –अलग लिखो

बादल बारिश पाठशाला गिलास पालक किशमिश सियार
बाजा टमाटर डाकिया पहिया आसमान

आ की मात्रा के शब्द

इ की मात्रा के शब्द





General knowledge class 1

<https://youtu.be/MdbIDhYXvzA>

Hello students, welcome back once again to General knowledge session.

Complete this session learnings in your copy as well.

Choose the correct options to complete the statement given below.

Ears are used_____?

- (a) See
- (b) Talk
- (c) Hear

Answer - Hear

We taste our food through our ___?

- (a) Tongue
- (b) Head
- (c) Nose

Answer - Tongue



How many letters are there in the English Alphabet?

(a) 30 letters

(b) 18 letters

(c) 26 letters

Answer - 26 letters

I dance during the rainy season

I have beautiful feather

(a) Crow

(b) Peacock

(c) Sparrow

Answer - Peacock



The baby of the cat is called ___?

- (a) Pub
- (b) Kitten
- (c) Fwan

Ans- kitten

There are _____ months in a year?

- (a) 6
- (b) 9
- (c) 12

Answer - 12 months

Children's Day is celebrated on ___?

- (a) 14th December
- (b) 14th November
- (c) 14th January

Ans :14th November

The home of a dog is called a ___?

- (a) Kennel
- (b) Sty
- (c) den

Answer :Kennel



Which animal am I ?

I eat grass

I provide milk.

I have 4 legs.

- (a) Dog
- (b) Cow
- (c) Monkey

Answer - cow

Independence day of India
is celebrated on ___?



- (a) 26th August
- (b) 15th August
- (c) 26 January

Answer - 15th August

Means of Transport

Any of the different kinds of transport facilities used to carry people or cargo.

Fill in the Blanks

Ship
Motorbike

Aeroplane
Auto-rickshaw

Train

Car

1. An aeroplane is made of metal and flies in the sky.
2. A ship is a large boat.



3. A motorbike has two wheels and a motors.
4. A car has four wheels and is driven on the road carrying a small number of people
5. A train has a number of bogies, pulled by an engine.
6. An auto-rickshaw is a small motor vehicle with three wheels.



Match the following with the opposites

