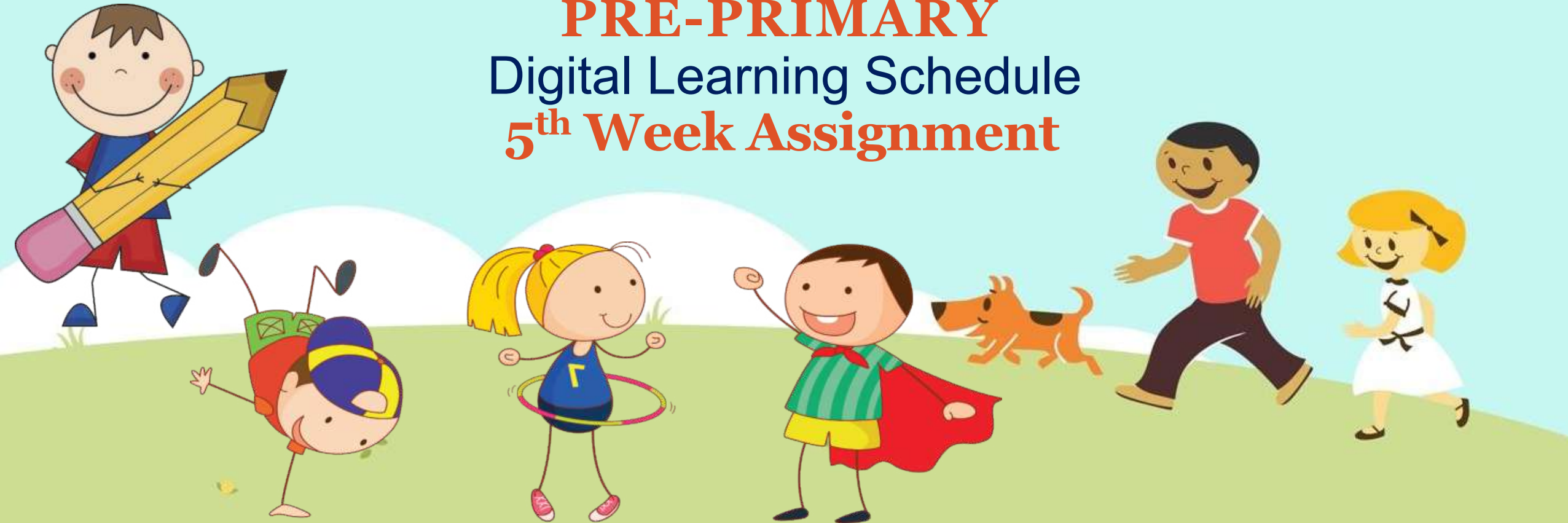


# ST. MARY'S PUBLIC SCHOOL



## PRE-PRIMARY Digital Learning Schedule 5<sup>th</sup> Week Assignment





D/P

Here we have our planner for the  
Week of May to make the parents  
well-versed with the academics  
and co-curricular-activities  
scheduled for the week.

Regards Class teacher



**Kindly Practice the following worksheets in your notebook**

**English**:-Write cursive letter J,K & L in English school notebook ( one time each ) and match the related letter with picture as per the worksheet given. Do the worksheet circle the correct picture . Do worksheet of Capital Letters What comes before & small letters what comes after and write first letter of the picture given in worksheet.

**Hindi**:-Do Practice of Hindi worksheets ( one time each ) and learn Swar. Parents are requested to take a revision test of Swar in school notebook.



**Maths**:-Learn and write counting 31 to 50 and all related worksheets in school notebook ( 2times ) and do practice what comes after and missing numbers.

**E.V.S**:-Do practice the given worksheet in your EVS school notebook. Also refer this link for better understanding.

<https://www.youtube.com/watch?v=osx-PzwxYSc&feature=youtu.be>



# WRITE SMALL CURSIVE LETTERS



GO THROUGH THE GIVEN LINK ..

<https://youtu.be/PudC4nAAxxM>

**Do the given worksheets in your English School notebook (one time each)**

Match the alphabets  
with the related objects


1. d



2. h



3. l



4. e



5. c



6. g



What comes after

1. b —

2. a —

3. f —


4. i —

5. h —


6. k —


7. e —

Look at the picture and  
circle the correct letter

1.  c h a

2.  b e f


3.  i c j

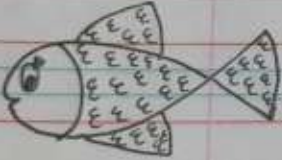
4.  b d k

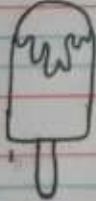


Look at the picture and  
circle the correct letter

5.  j l a

6.  c b e

7.  g f d

8.  i k a

**CLASS : PRE PRIMARY**



**SUBJECT : ENGLISH**

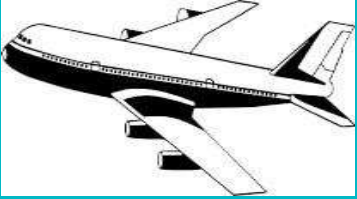
Learn it along with video.

Click on the below link for the video:

<https://youtu.be/limqgiJyBrw>



# WRITE FIRST LETTER OF THE GIVEN PICTURE



— a  
\_\_\_\_\_



— \_\_\_\_\_



— \_\_\_\_\_



— \_\_\_\_\_



— \_\_\_\_\_



— \_\_\_\_\_



— \_\_\_\_\_



— \_\_\_\_\_




— \_\_\_\_\_



— \_\_\_\_\_



# WHAT COMES BEFORE (CAPITAL LETTERS)



F	—	G
<input type="text"/>	—	F
<input type="text"/>	—	Q
<input type="text"/>	—	S
<input type="text"/>	—	Z
<input type="text"/>	—	Y
<input type="text"/>	—	T
<input type="text"/>	—	P
<input type="text"/>	—	C





# CLASS:PRE PRIMARY MATHS

COUNTING 31 TO 50, REVISION WORK- WRITE THE MISSING NUMBER, WHAT COMES AFTER.

















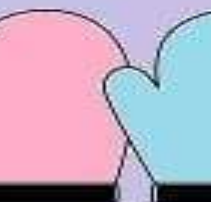



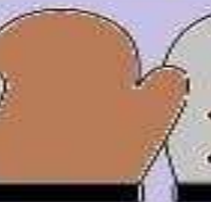

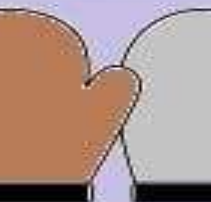

CLICK IN THE BELOW LINK FOR VIDEO

<https://youtu.be/V1H6guA1QWo>








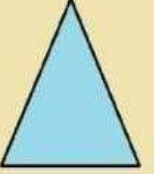












# WORKSHEETS

Write the missing numbers.

What comes after.

# स्वर

## Vowel in Hindi

PLEASE GO  
THROUGH  
THE GIVEN  
LINK

<https://www.youtube.com/watch?v==yogJsZervzz8o&featureutu.be>



रेखा खींचकर अक्षर को उचित चित्र से मिलाओ :

अ



आ



इ



ई



उ



ऊ



ऋ



ॠ



ऌ



ॡ



चित्र देखकर उसके पहले अक्षर के चारों ओर गोल घेरा बनाओ :



अ आ ऊ



ए उ ऐ



आ इ ई



उ अ ऊ



औ आ औ



ए ऐ ई



अ उ आ



ओ औ अं



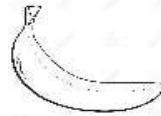

अ अं आ



ऐ इ ई

# E.V.S WORKSHEET

Write **F** for Fruits and **v** for Vegetables





Conversation Between  
Mother & Child

Please Go  
through the  
Link Below

<https://youtu.be/9F4o0Jw1yTs>



*Thank  
You*

