


# CLASS 1

## ENVIRONMENTAL STUDIES



# RECAPITULATION

- Chapter 1 - About Me
- Chapter 2 - My Body
- Chapter 3 - My Body Helps Me

## NOTE

**Follow the links given below for revision done by teacher.**

<https://www.youtube.com/watch?v=6txjmDD2oC0&feature=youtu.be>

<https://www.youtube.com/watch?v=uXtKR56L7h4&feature=youtu.be>

<https://www.youtube.com/watch?v=hDbWvRdkk0g&feature=youtu.be>

# IMPORTANT NOTE

- Learn Myself ( Page – 1 EVS book)
- Read chapter – 2 and 3 thoroughly.
- Prepare for online self assessment test with the syllabus covered and online self assessment link will be updated soon.

# Do the following questions in your notebook.

Q1. Write 5 actions that you do with your hands.

1-

2-

3-

4-

5-

Q2. Write 5 actions that you do with your legs.

1-

2-

3-

4-

5-

## Q3. Match the following.

1. eyes

hair

2. head

T.V

3. toes

clean

4. body.

brush

5. teeth

ten

# Q4. Complete the sentences.

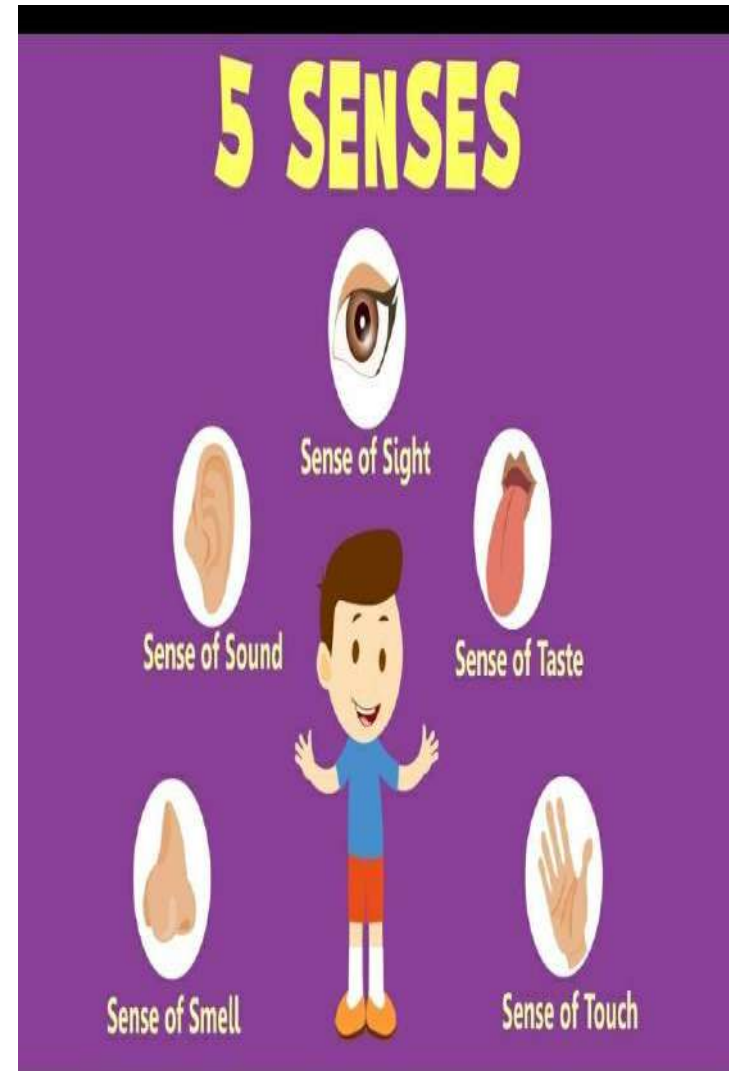
1. Eyes to \_\_\_\_\_

2. Ears to \_\_\_\_\_

3. Skin to \_\_\_\_\_

4. Tongue to \_\_\_\_\_

5. Nose to \_\_\_\_\_



# Unit-3

## Addition



Go through this link...


<http://www.youtube.com/watch?v=8zWKX8cCSaM>



# Addition is fun



let's do practice

(work has to be done in maths notebook)



**ADDITION**

*Plus Sign*



# Count and write (worksheet)

$4 + 3 = \text{-----}$

$6 + 1 = \text{-----}$

$5 + 2 = \text{-----}$

$3 + 2 = \text{-----}$

$4 + 1 = \text{-----}$

$2 + 3 = \text{-----}$

$0 + 5 = \text{-----}$

$4 + 2 = \text{-----}$

$3 + 3 = \text{-----}$

$2 + 4 = \text{-----}$

# ADDITION

$2 + 3 =$  

$5 + 4 =$  

$6 + 5 =$  

$3 + 5 =$  

# ADDITION

$9 + 4 =$

$3 + 5 =$

$8 + 7 =$

$9 + 2 =$

$6 + 8 =$

$8 + 1 =$

# Add the given numbers ( worksheet )



+



=

$$\begin{array}{r} 5 \\ + 5 \\ \hline \end{array}$$

$$\begin{array}{r} 2 \\ + 8 \\ \hline \end{array}$$

$$\begin{array}{r} 7 \\ + 3 \\ \hline \end{array}$$

$$\begin{array}{r} 6 \\ + 4 \\ \hline \end{array}$$

$$\begin{array}{r} 9 \\ + 2 \\ \hline \end{array}$$

$$\begin{array}{r} 4 \\ + 7 \\ \hline \end{array}$$

$$\begin{array}{r} 5 \\ + 6 \\ \hline \end{array}$$

$$\begin{array}{r} 8 \\ + 3 \\ \hline \end{array}$$

$$\begin{array}{r} 6 \\ + 6 \\ \hline \end{array}$$

$$\begin{array}{r} 4 \\ + 8 \\ \hline \end{array}$$

$$\begin{array}{r} 7 \\ + 1 \\ \hline \end{array}$$

$$\begin{array}{r} 3 \\ + 9 \\ \hline \end{array}$$

# Add the given numbers.

$$\begin{array}{r} + 1 \\ 2 \\ \hline \end{array}$$

$$\begin{array}{r} + 2 \\ 2 \\ \hline \end{array}$$

$$\begin{array}{r} + 3 \\ 4 \\ \hline \end{array}$$



$$\begin{array}{r} + 4 \\ 4 \\ \hline \end{array}$$

$$\begin{array}{r} + 5 \\ 5 \\ \hline \end{array}$$

$$\begin{array}{r} + 6 \\ 2 \\ \hline \end{array}$$

$$\begin{array}{r} + 7 \\ 2 \\ \hline \end{array}$$



$$\begin{array}{r} + 8 \\ 1 \\ \hline \end{array}$$

$$\begin{array}{r} + 9 \\ 1 \\ \hline \end{array}$$

$$\begin{array}{r} + 1 \\ 4 \\ \hline \end{array}$$

1

2

3



# Revision worksheet

Unit 1 ,2 and 3

# Add the numbers

$$\begin{array}{r} 6 \\ + 4 \\ \hline \end{array}$$

$$\begin{array}{r} 5 \\ + 9 \\ \hline \end{array}$$

$$\begin{array}{r} 8 \\ + 5 \\ \hline \end{array}$$

$$\begin{array}{r} 5 \\ + 9 \\ \hline \end{array}$$

$$\begin{array}{r} 5 \\ + 8 \\ \hline \end{array}$$

$$\begin{array}{r} 5 \\ + 9 \\ \hline \end{array}$$

$$\begin{array}{r} 8 \\ + 2 \\ \hline \end{array}$$

$$\begin{array}{r} 6 \\ + 9 \\ \hline \end{array}$$

$$\begin{array}{r} 5 \\ + 3 \\ \hline \end{array}$$

$$\begin{array}{r} 8 \\ + 6 \\ \hline \end{array}$$

$$\begin{array}{r} 5 \\ + 6 \\ \hline \end{array}$$

$$\begin{array}{r} 6 \\ + 5 \\ \hline \end{array}$$

$$\begin{array}{r} 5 \\ + 9 \\ \hline \end{array}$$

$$\begin{array}{r} 7 \\ + 5 \\ \hline \end{array}$$

$$\begin{array}{r} 8 \\ + 6 \\ \hline \end{array}$$

$$\begin{array}{r} 6 \\ + 7 \\ \hline \end{array}$$



# Before-Between-After

Directions: Write the number that comes before, between and after each number.

## Before

\_\_\_ 8  
\_\_\_ 17  
\_\_\_ 12  
\_\_\_ 1  
\_\_\_ 20  
\_\_\_ 44  
\_\_\_ 65



## Between

1 \_\_\_ 3  
20 \_\_\_ 22  
8 \_\_\_ 10  
14 \_\_\_ 16  
31 \_\_\_ 33  
19 \_\_\_ 21  
11 \_\_\_ 13




## After

6 \_\_\_  
13 \_\_\_  
29 \_\_\_  
34 \_\_\_  
17 \_\_\_  
42 \_\_\_  
39 \_\_\_



# Short and Tall

Directions: Circle the object in each box that is short.





Arrange the numbers in ascending order

Answer

1

7 3 2

2

3 1 2

3

3 4 2

4

3 1 2

5

8 10 9

6

0 7 8

7

1 9 7

# Complete the Number Name



Read the number name written on the apple. Fill in the blanks to complete the number name and write the number in the circle.



Tw \_ \_



T \_ re \_ \_



\_ \_ in \_ \_



\_ \_ iv \_ \_



\_ \_ e



# CLASS- FIRST

# SUBJECT- ENGLISH

KINDLY GO THROUGH THE LINK TO REVISE ALL THE WORK BEING DONE IN LAST FEW WEEKS. IF YOU ARE NOT ABLE TO OPEN ANY LINK IN MOBILE, KINDLY COPY THE LINK AND PASTE IT ON ANY BROWSER (INTERNET EXPLORER, MOZILLA FIREFOX ETC)

<https://youtu.be/6qxWzzij2fU>

# LET'S REVISE

## Topic 1- Vowels and Consonants

There are 26 alphabets among which 5 are vowels – a,e,i,o,u and rest- 21 are consonants.

## Topic 2- Articles 'a' or 'an'

They both are used with singular or one thing but 'a' is used with words starting with consonant sound and 'an' is used with the words starting with vowel sound.

Example- a boy

an orange



## TOPIC 3-CAPITAL LETTERS

Capital letters mean capitalization of letters for which you should keep 5 rules in your mind:

- The letter 'I' ( letter I is always written in capital ).
- Beginning letter of every sentence is written in capital.
- Name of person and places always start with capital letter.
- Months and days of the week always start with capital letter.
- Holidays, name of books, festivals always start with capital letter.

## RHYMING WORDS

Rhyming words are those words that have the same or similar ending sound.

For example- goat- boat-moat

Practice these rhyming words in your notebook:

- |     |      |       |      |
|-----|------|-------|------|
| 1.  | face | place | race |
| 2.  | ring | sing  | wing |
| 3.  | ball | tall  | mall |
| 4.  | hot  | pot   | cot  |
| 5.  | look | cook  | took |
| 6.  | feed | seed  | need |
| 7.  | lip  | tip   | nip  |
| 8.  | tub  | rub   | cub  |
| 9.  | bed  | red   | fed  |
| 10. | wet  | pet   | let  |





## MAKE NEW WORDS

Following are some words, you have to use these words to form new words.

For example- at- cat mat pat rat sat

an- can man pan ran tan

Similarly you have to make 4 new words from the words given below:

- ❖ ap
- ❖ en
- ❖ un
- ❖ in
- ❖ on
- ❖ fe



## VOCAB CORNER

Children are advised to read books and learn 5 new words daily along with their spellings and meanings and write them in their rough notebooks.

I am giving few examples here how to go with the words. Generally we will take those words only which we use in our day to day life.


For example- **respect, lovely, listen, help, clean, remember, wish, safe, prayer, ice-cubes etc**



# CURSIVE WRITING


KINDLY GO  
THROUGH THIS  
PAGE AND PRACTICE  
1 PAGE CURSIVE  
WRITING DAILY TO  
IMPROVE YOUR  
WRITING SKILLS

Name : \_\_\_\_\_

 Miss Faleena

## CURSIVE HANDWRITING PRACTICE

Read and rewrite the sentences.



*I caught a butterfly.*

*I caught a butterfly.*

\_\_\_\_\_

\_\_\_\_\_

\_\_\_\_\_

*I put it in a cage.*

*I put it in a cage.*

\_\_\_\_\_

\_\_\_\_\_

\_\_\_\_\_

© Miss Faleena

## READING CORNER!

Kindly go through the given link to get an idea how to start with your reading and how to excel your skill.

<https://youtu.be/MDHmEJkZeow>

After going through it, do the next two slides work on your own to test yourself.



## READ AND ANSWER:



***Q1. Who has a balloon?***

***Answer- \_\_\_\_\_.***

***Q2. What colour is it?***

***Answer- \_\_\_\_\_.***

***Q3. Whom will he give it to?***

***Answer- \_\_\_\_\_.***



# READ:

Name \_\_\_\_\_

to

I can swim.  
I like to swim.



I can paint.  
I like to paint.



I can read.  
I like to read!



## IT'S CONVERSATION TIME!

Follow the link to learn how to conversate in different situations and practice the same with your parents, siblings, friends etc to improve your spoken English.

<https://youtu.be/7isSwerYaQc>

<https://youtu.be/u-AUW72Rs1o>



IMPORTANT NOTE:

The link of '**ONLINE SELF ASSESSMENT TEST**' will be updated soon. Students are advised to prepare themselves with the syllabus covered till now.





BE SAFE AND HEALTHY.. MY BEST WISHES  
WITH YOU.

Thank You



# General Knowledge



## Class I

Click on the link to understand more- <https://youtu.be/9Hlbr64mYXc>

Dear parents, if you are unable to open the given link in mobile device, kindly copy the link in Google browser, else try to browse in Internet explorer, Mozilla firefox...

## Good Manners and Bad Manners



Look at the picture given below. Draw a  for the pictures showing good manners. Draw a  for the pictures showing bad manners.

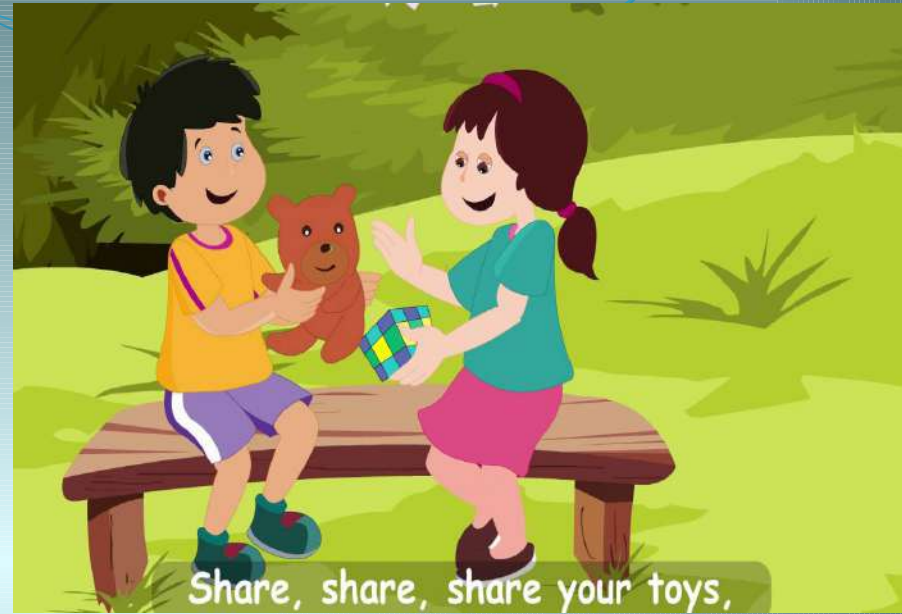
1. You always wash your hands before having your meal.



2. You play basketball inside the house.



3. You share your toys with your friends.



4. You keep your room untidy.



# Food habits of animals

**Food Habits**

**Herbivores**

**Carnivores**





## **Predator**

An animal who hunts and eats other animals.

## **Prey**

The animals caught by the predator are the prey.

Given below are the images of some animals. Write 'C' for carnivores and 'H' for herbivores.



**SHARK**

**C**



**HORSE**

**H**



**ELEPHANT**

**H**



**CROCODILE**

**C**





**LION**

**C**



**SHEEP**

**H**



**GOAT**

**H**



**EAGLE**

**C**

# WORD GAME

Find one word in each box that does not fit in each group. Circle the odd one out.

breakfast

dinner

lunch

sandwich

Tamil

Bihar

Punjabi

Marathi

morning

afternoon

dark

night

eyes

nails

lips

ears

chair

table

cot

pillow

tomato

biscuit

bread

cake

## Homework

Do exercises of page number 20,26 and 27 in your book.

# कक्षा – पहली हिन्दी

Click on the link to understand more- <https://youtu.be/f6M50fmZtqY>

Dear parents, If you are unable to open the given link in mobile device, kindly copy the link in Google browser, else try to browse in internet explorer, Mozilla Firefox....

**बच्चों हम सब ने आ की मात्रा के बारे में पढ़ा था। आज हम सभी बच्चे आ की मात्रा को और अनेक अभ्यास कार्य की सहायता के साथ मिलकर पढ़ेंगे। सभी बच्चों को यह कार्य अपनी हिन्दी की कॉपी में भी पूरा करना है।**

---



# उचित शब्द चुनकर वाक्य पूरे कीजिए।

---

1. खाना खाकर **आराम** कर। ( आराम / आकाश )
2. मामा का **आदर** कर। ( चादर / आदर )
3. कमला **अखबार** पढ़। ( जल / अखबार )
4. अब **पाठशाला** जा। ( पाठशाला / पालक )
5. **सितार** बजा। ( रविवार / सितार )



# आ की मात्रा वाले शब्दों पर गोला लगाओ।

- 1) पढ़कर आदर जल
- 2) तारा बटन हलचल
- 3) फल उपवन नाम
- 4) आसमान कलम अदरक
- 5) तबला भवन गरम
- 6) पवन गमला फसल



# आ की मात्रा (।) लगाकर शब्दों को पूरा करो।

च\_ वल

ब\_ दल

मक\_ न

च\_ लक

अन\_ र

अपन\_

तबल\_

अखब\_ र

झम\_ झम

म\_ म\_

र\_ त

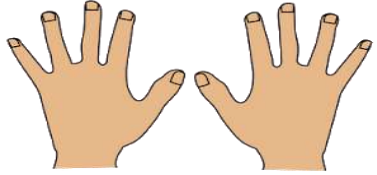
टम\_ टर





# आ की मात्रा से संबंधित शरीर के अंगों के नाम

हाथ



माथा



कान



बाल



नाक



कमर



गरदन



गाल



# दिए गए वर्णों को तोड़कर लिखो।

---

- 1) मटका = म+ट+का
- 2) पहाड़ = प+हा+ड़
- 3) अखबार = अ+ख+बा+र
- 4) चावल = चा+व+ल
- 5) बालक = बा+ल+क
- 6) दवात = द+वा+त
- 7) टमाटर = ट+मा+ट+र
- 8) आदर = आ+द+र



# सब्जियों के नाम

---

टमाटर

पालक

अदरक

गाजर

साग

शलगम



कटहल

मटर

# कार्यपत्रक

नीचे 'अ', 'ब' और 'स' तीन स्तंभ दिए गए हैं। स्तंभ 'अ' में दो वर्णों वाले शब्द, 'ब' में तीन वर्णों वाले शब्द और 'स' में चार वर्णों वाले शब्द लिखो।

## स्तंभ 'अ'

- 1) कर
- 2)
- 3)
- 4)
- 5)
- 6)
- 7)
- 8)
- 9)
- 10)

## स्तंभ 'ब'

- 1) महक
- 2)
- 3)
- 4)
- 5)
- 6)
- 7)
- 8)
- 9)
- 10)



## स्तंभ 'स'

- 1) खटपट
- 2)
- 3)
- 4)
- 5)
- 6)
- 7)
- 8)
- 9)
- 10)

# कार्यपत्रक



चित्रों को देखकर उनके नाम लिखो।



---



---



---



---



© Can Stock Photo - csp2136898

---



---

# कार्यपत्रक



रिक्त स्थान भरो।

1) ब\_ता (टा/जा)

2) \_नव (मा/का)

3) ब\_कर (रा/जा)

4) \_दत (ना/आ)

5) तब\_ (हा/ला)

6) \_दल (बा/मा)

7) ट\_टर (सा/मा)

8) म\_न (ला/का)

9) अ\_र (बा/ना)

10) अ\_ज (चा/ ना)

# (First periodic syllabus)

---

नई आशाएँ हिन्दी पाठमाला



**Page no.14 to 22 पाठ 1 और 2**

1. दिए गए पाठ्यक्रम के अनुसार ऑनलाइन स्वमूल्यांकन परीक्षा ( Online Self Evaluation Test) की तैयारी करें। परीक्षा अभिभावकों ( parents) की देखरेख में होगी।
2. स्वमूल्यांकन परीक्षा संबंधी लिंक ( link) जल्द ही अपलोड किया जाएगा।



धरमवाङ्

