



CLASS - II

ENGLISH

LESSON - 6

FOURTH WEEK
ASSIGNMENT



Dear students,

Hope all of you are safe and healthy. We all are passing through a very difficult time but we should remember that –

“Every cloud has a silver lining”

All the students should utilize this lockdown period to excel their reading, writing and listening skills. Follow the instructions given below:

1. Practice one page of cursive writing daily.
2. Read books, learn five new words daily with their spellings and meanings.

Kindly go through the given links for better understanding-

1. To enhance your reading skills, visit the link given below.

<https://youtu.be/uPkZp-Rumas>

2. Go through the given link to make the topic more understanding.

<https://youtu.be/zI9bzJky7bc>

3. Go through this link to watch and learn spoken English.


<https://youtu.be/vJuFyZF2gOU>

Note- If you are unable to open the given link in mobile device, kindly copy the link and paste it in YouTube, or try to browse in internet explorer.



NOUNS

one and more than one





bag



tree



doctor

**A NOUN IS THE NAME OF A PERSON, PLACE,
ANIMAL OR THING.**



boy




school



cat

Nouns can be more than one.

Monkeys



Brushes



Doors



Balloons



Cups



Adding **s** to make plurals.

Singular



Shoe



Ball



Car

Plural



Shoes



Balls



Cars

Singular



Clock



Spoon



Cup

Plural



Clocks



Spoons



Cups

Adding **es** to make plurals.

Singular




Box

Plural



Boxes



Brush



Brushes



Fish




Fishes

When nouns end with **s**, **ss**, **sh**, **ch** or **x**, we add **es** to make plurals.

Match singulars and plurals.



Fish



Brush



Bunch



Boxes



Brushes



Foxes



Box



Glass



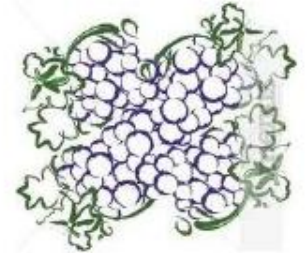
Fox



Fishes



Glasses



Bunches

Adding **ies** to make plurals.

Singular



Bunny



Pony



Story


Plural



Bunnies



Ponies



Stories

If there is a consonant before y, we drop y and add **-ies** to the noun.

If there is vowel before **y**, then **-s** is added to the given **singular noun**.

monkey



monkeys



toy



toys



Match singulars and plurals.




Bunny



Pony



Boy



Stories



Toys



Toy



Monkey



Boys



Ponies



Bunnies



Story



Monkeys

We add **-ves** to the names that end with **f** or **fe**.
We replace **f** or **fe** with **-ves**.



wolf



wolves



thief



thieves



leaf



leaves



wife



wives

Some nouns have different plurals.

Singular



Child



Man



Tooth

Plural



Children



Men



Teeth

Singular



Foot



Woman



Mouse

Plural



Feet



Women



Mice

Some singular and plurals are the same.

Singular



Sheep



Deer




Salmon

Plural



Sheep



Deer



Salmon



Note:- This work should be done in English Grammar book.

SOLVED EXERCISES

Exercise 1: Give plurals of the following nouns:

- | | | |
|--------------|---|-------------|
| 1. River | - | Rivers |
| 2. Gun | - | Guns |
| 3. Army | - | Armies |
| 4. Butterfly | - | Butterflies |
| 5. Match | - | Matches |
| 6. Hut | - | Huts |
| 7. Letter | - | Letters |
| 8. Shelf | - | Shelves |
| 9. Day | - | Days |
| 10. Player | - | Players |



Exercise 2: Fill in the blanks using the words given in the box:

Car	lions	boys	ducks	monkeys
Elephants	benches	trees	birds	flowers

1. There is one car.
2. There are two elephants.
3. There are three lions.
4. There are four benches.
5. There are five boys.
6. There are six ducks.
7. There are seven monkeys.
8. There are eight trees.
9. There are nine flowers.
10. There are ten birds.



Note:- All worksheets should be done in English notebook.

WORKSHEETS FOR REVISION

WORKSHEET 1

Q.1 Fill in the blanks with the plural forms of the words given in the brackets.

1. There are many _____ (doll) in the play room.
2. I eat lot of _____ (apple).
3. The garden is full of _____ (flower).
4. Two _____ (bird) are sitting on the tree.
5. I can see five _____ (car) on the road.
6. The _____ (girl) and the _____ (boy) are playing.
7. There are two _____ (dog) and three _____ (cat) in the room.



WORKSHEET 2



Q.1 Adding – s

One	Many
table	
chair	
pencil	
rubber	

Q.2 Adding - es

One	Many
box	
Bus	
Dress	
Peach	

Q.3 Dropping - y and adding- ies

One	Many
baby	
fairy	
daisy	
lady	
puppy	

Q.4 Dropping -f / fe and adding -ves

One	Many
knife	
wife	
leaf	
wolf	
life	



WORKSHEET 3

Q.1 Complete the sentences with the plural form of the words given in brackets:

1. The _____ run to the park. (child)
2. Your _____ have grown. You need new shoes. (foot)
3. Many _____ will attend the show. (person)
4. The farmer's cow had _____ . (calf)
5. Trees lose their _____ in the autumn. (leaf)
6. I could hear the _____ howling last night. (wolf)
7. I want to eat some vegetable _____ . (sandwich)
8. Rohan likes to read story _____ . (book)
9. Three _____ are going to market. (lady)
10. _____ are playing with toys. (Baby)

WORKSHEET 4

Q.1 Write the plural words add -s or -es.

1. block -
2. pot -
3. pan -
4. plate -
5. dish -
6. spoon -
7. fork -
8. box -
9. sandwich -
10. apple -
11. orange -
12. truck -
13. tooth -
14. mouse -
15. man -



WORKSHEET 5

Q.1 Write the singular and plural words in the correct columns:-

foot child woman men tooth goose teeth person
cacti oxen branch children man people branches
feet geese cactus women ox

Singular	Plural



Worksheet – 6
Topic – Sentences

Q. Tick (✓) each group of words that can be called a sentence.

1. The day is very hot.
2. The snow
3. What is your name?
4. Winter fun
5. We enjoyed our holidays.
6. Burgers and chips
7. We study in same school.
8. Is it raining?
9. The night
10. That was a bee.

<input type="checkbox"/>
<input type="checkbox"/>
<input type="checkbox"/>
<input type="checkbox"/>
<input type="checkbox"/>
<input type="checkbox"/>
<input type="checkbox"/>
<input type="checkbox"/>
<input type="checkbox"/>
<input type="checkbox"/>



NOTE: - The link of '**ONLINE SELF ASSESSMENT TEST**' will be updated soon. Students are advised to prepare themselves with the syllabus covered till now. We seek cooperation from the parents to prepare their ward for the test.

ENGLISH GRAMMAR

Lesson 1 The Sentence

Lesson 4 Nouns (Naming Words)

Lesson 5 Special Names and Common Names

Lesson 6 One and more than one







Environmental Studies

CLASS – 2

Recapitulation of –:

Chapter – 1 (About Me)

Chapter – 2 (How My Body Works)

<https://youtu.be/hGZbzCVwiBI>

<https://youtu.be/xIP4IE6vt64>



Growing Up


All children change from the time they were born. Each year, children grow a little.

- You are now bigger and taller
- A new baby is born without teeth, but by the age of 2 years –most children have 28 teeth (milk teeth)

Becoming independent in many activities

There are many things that you as a class-2 student can do now.

- Brush the teeth.
- Wear the clothes.
- Eat food on your own.
- Water the plants



Chapter –1 About Me (Revision)

Some things may not change even as you grow

- ❖ Color of eyes and hair remain same.
- ❖ Birth marks also stay on the body throughout the life.



Same and Different

If we look around everyone is different in some ways.

- ❖ Some are tall or short.
- ❖ Some have fair complexion while others have wheatish or brownish complexion.
- ❖ Some have long hair while others have short hair.
- ❖ Some are fat while others are thin
- ❖ Some have black or brown eyes.



At the same time we are same in many ways.

- ❖ All of us have two eyes, ears, hands, legs, a nose and a mouth.



WORKSHEET – 1

A. Write 10 lines about yourself in the notebook.

B. Write the questions-answers in the notebook and learn.

1) How many teeth does a new born baby have?

Ans. A new born baby has no teeth.

2) In what ways do we look different from others?

Ans. Through height, weight and color of skin, eyes and hair.

3) As you grow, what kind of changes do you see in you?

Ans. We become stronger and taller.

4) What kind of activities or work can you do on your own at present?

Ans. We can-

- i) brush our teeth**
- ii) wear the clothes**
- iii) tie shoelaces**
- iv) eat food on our own**

Chapter – 2 How My Body Works (Revision)

We all have 5 sense organs – Eyes, Ears, Nose, Tongue and Skin

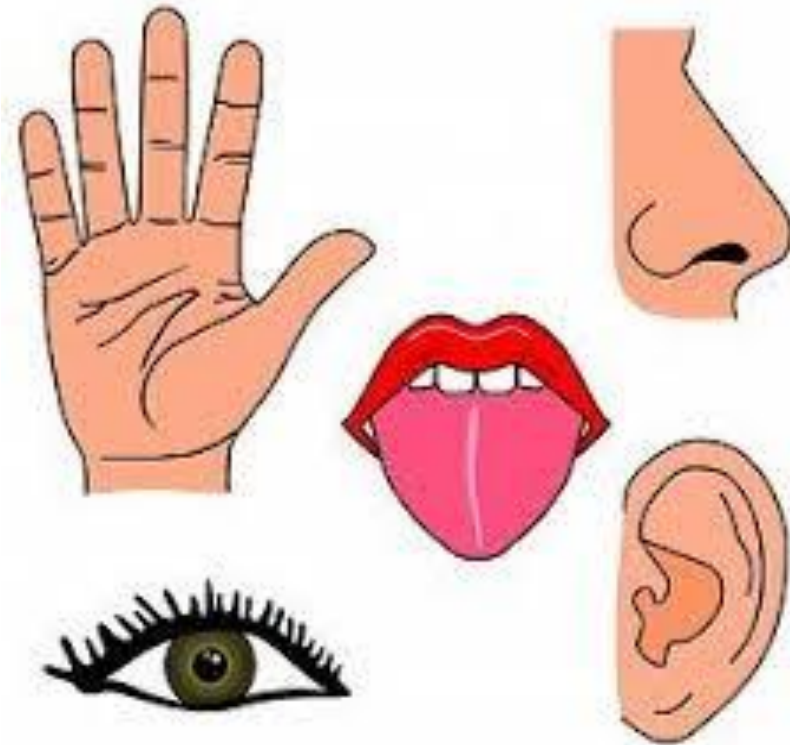
Eyes --- help you to see

Ears --- help you to hear

Nose --- helps you to smell

Tongue --- helps you to taste

Skin --- helps you to feel



Chapter – 2 How My Body Works (Revision)

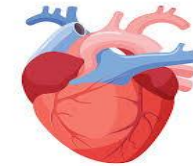
Internal Organs – Organs found inside the body are called Internal Organs.

Examples - heart, brain, lungs and stomach.

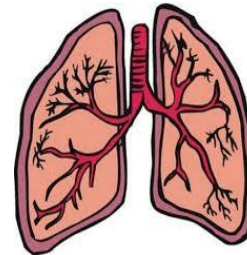
Brain --- controls all the sense organs.



Heart --- pumps blood to the whole body.



Lungs --- help us to breathe.



Stomach --- helps to digest the food.



Chapter – 2 How My Body Works (Revision)

WORKSHEET -2

Q1) Unscramble the words. One has been done for you.

- i) **HARET** --- **HEART** ii) **BARNI** iii) **SOTAMCH** iv) **SNIK**
v) **LNGUS** vi) **TNOEGU** vii) **BODOL** viii) **NESO**

Q2) Choose the correct option.

i) **Which of the following organs is not present in our body in pair?**

- (a) Lungs (b) Eyes (c) Heart (d) Ears

ii) **Our skin gives us the sense of _____.**

- (a) taste (b) touch (c) smell (d) hearing

iii) **Which of the following is not a sense organ?**

- (a) Eyes (b) Ears (c) Nose (d) Hair

iv) **_____ is located in our head and helps us to think and learn.**

- (a) Brain (b) Stomach (c) Heart (d) Lungs

(v) **Sweet, Sour, Bitter and Salty**

The above given words are associated with which of the following sense organ?

- (a) Skin (b) Tongue (c) Eyes (d) Ears

Note :-

- The link of “Online Self Assessment Test” will be uploaded soon.
- Students are advised to prepare themselves with syllabus covered till now.
- We seek cooperation from the parents to prepare their ward for the test.

Syllabus

- Chapter - 1 About Me
- Chapter - 2 How My Body Works
- Chapter - 3 My Body Needs Food

THANK YOU !!!

THANK YOU !!!



3 Digits Numbers

Class 2 – Chapter no. 2, Revision

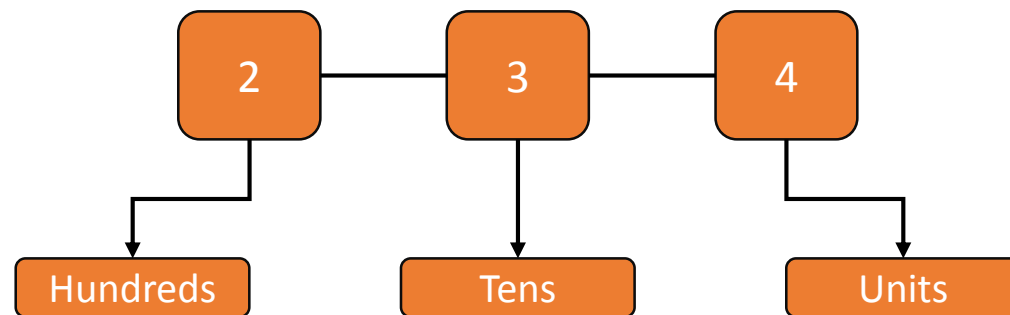
Youtube Video Link -

<https://www.youtube.com/watch?v=1sdquCDSQYQ> (Part-1)

https://www.youtube.com/watch?v=cJoKMX_v61M (Part-2)

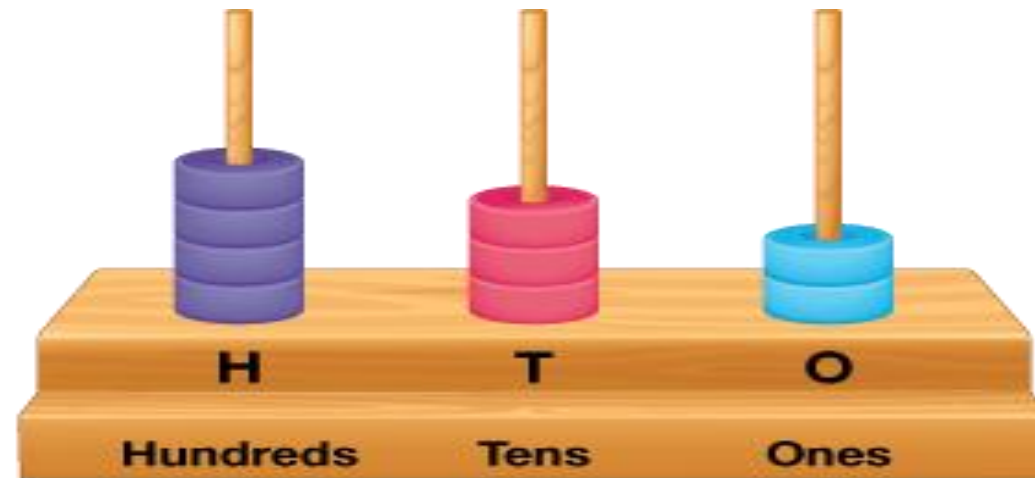
3-Digit Number Formation

- Three digit numbers are those numbers, which have digits in three place values – Units, Tens and Hundreds.
- These are also formed by combining any three single digit numbers.
- Now, we shall take an example
 - ✓ 2, 3, 4 will form 234, 342, 432
 - ✓ 1, 0, 3 will form 103, 301, 310 etc



Abacus

Abacus is an ancient form of calculator to add, subtract, multiply & divide.



Let's recall the numbers:

Seven Hundred Fifty-One – 751

Four Hundred Ninety-Three - 493

One Hundred Twenty-Six – 126

Nine Hundred and Six - 906

Place value of a number

- A number is formed by grouping the digits together
- Each digit has a fixed position called its place
- Each digit has a value depending on its place called the place value of the digit.
- Now, we shall take an example:-

In 768

The place value of 7 is $7 \times 100 = 700$

The place value of 6 is $6 \times 10 = 60$

The place value of 8 is $8 \times 1 = 8$

Face value of a number

- Face value is the value of a digit in a number
- This value is the same wherever it is placed in a number
- Now, we shall take an example

In 456, the face value of 4, 5 and 6 is 4, 5 and 6.

And

Place value of 4 is 400, 5 is 50 and 6 is 6.



Expanded form

- When you write a number in expanded form, you are expressing the numbers separated into its composite individual place values in the form of an expression.
- Now, we shall take few examples

$$653 = 600 + 50 + 3$$

$$843 = 800 + 40 + 3$$

$$967 = 900 + 60 + 7$$

$$240 = 200 + 40 + 0$$

$$303 = 300 + 00 + 3$$



Even & Odd Numbers

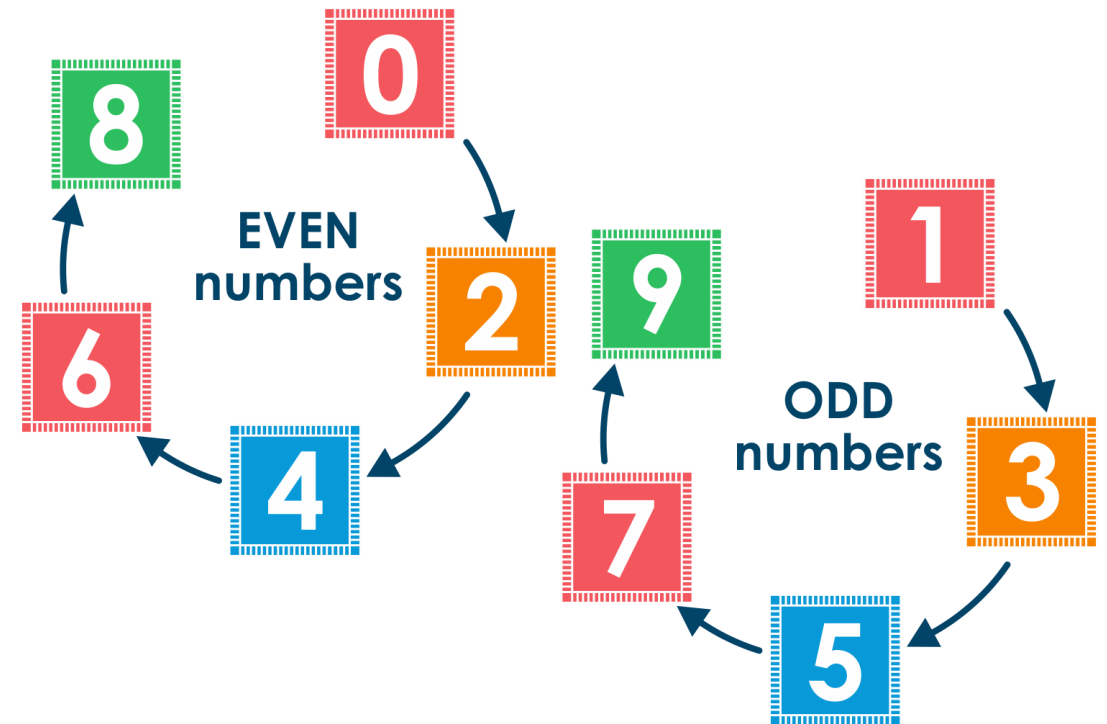
Even numbers

The numbers that make pairs are called even numbers. No remainder is left, when an even number is divided by 2. So in Even numbers the units digits will be always 0, 2, 4, 6, 8. For example: 2, 34, 36, 38, 100, so on. When these numbers are divided by 2, they have no remainder left.

Odd numbers

The numbers that have one left over when divided by 2 are called odd numbers. So in Odd numbers the unit digits will be always 1, 3, 5, 7, 9. For example: 51, 53, 95, 37, 69, so on. When these numbers are divided by 2 they have one left over.

Let's understand with the help of image



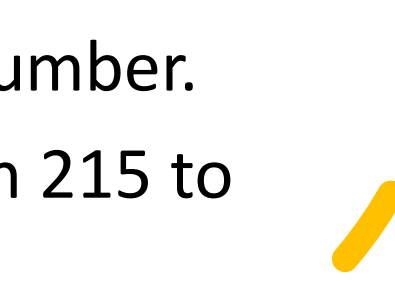
Let's take
some
questions

Worksheet- 1

1. What is the place value of 6 in 863?
2. What is the face value of 6 in 863?
3. Write the number in expanded form 439.
4. Which is the smallest even number?
5. Write the largest 3-digit odd number?
6. How many even numbers are there up to 10?
7. Write the smallest 3-digit odd number.
8. Write the odd numbers between 215 to 230.

Let's take
some
questions

Worksheet- 2

1. What is the place value of 8 in 803?
 2. What is the face value of 7 in 763?
 3. Write the number in expanded form 679.
 4. Which is the smallest 2-digit odd number?
 5. Write the largest 3-digit even number?
 6. How many even numbers are there up to 10 and write them.
 7. Write the smallest 3-digit odd number.
 8. Write the odd numbers between 215 to 230.
- 

Let's take
some
questions

Worksheet- 3

1. What is the short form of $200+00+9$?
2. Arrange the following numbers in Ascending order:
 1. 234 , 457 , 688 , 476 , 55
 2. 765 , 445 , 762 , 233 , 201 , 10
3. Circle the even numbers :
34 , 345 , 350 , 121 , 809 , 400
4. Circle the odd numbers:
783 , 907 , 112 , 789 , 346





Please be noted:-

Prepare for online self assessment test with the syllabus covered

Ch-1 Revisiting Numbers up to 100

Ch -2 3-digit numbers

Online self assessment link will be updated soon.





Thank you

General Knowledge
Class II

Click on the link to understand more- <https://youtu.be/-etr5QMqKr0>

Dear parents, if you are unable to open the given link in mobile device, kindly copy the link in Google browser, else try to browse in Internet explorer, Mozilla firefox...

INDIAN SPORTS STARS

Sportsperson is a person who is involved in sports.

We see many sports on TV, mobile phones, etc. Do we remember the sportsperson with the sports they play? Let's learn about famous Indian sports players and the sports they play.

Sania Mirza
Lawn Tennis




P V Sindhu
Badminton



Abhinav Bindra

Shooting



Virat Kohli

Cricket



Sakshi Malik

Wrestling



MC Mary Kom

Boxing



On the Move

1. An underground passage built under a hill, road, or a river -



Tunnel

2. A place where aeroplanes land and take off from-



Airport

3. A road built across a river-



Bridge

4. A road that goes over another road-



Flyover

5. A place where ships are loaded and unloaded-



Docyard

6. A place where passengers board and get off trains-



Railway Station

Changing Seasons

We see different seasons in India and we do many activities in these different seasons. Let's understand the various activities we do in each season.

Winter Season



Sit around a bonfire



Go skiing

Summer Season



Eat ice creams



Enjoy swimming

Rainy Season



Jump and splash around puddles



Wear raincoats and use umbrellas

Homework

After going through the video-

- Read and fill page number 18, 19 and 21 in your G.K. Book.
- Write the names of famous sportsperson with the sports they play in notebook.



कक्षा - दूसरी
हिंदी

अनुस्वार (ं)
और

अनुनासिक (ँ) की मात्रा

कृप्या नीचे दिए लिंक को खोलकर अनुस्वार और
अनुनासिक की मात्रा को ध्यानपूर्वक समझिए।

<https://youtu.be/KonzIpW4fUY>

(If you are unable to open the given link in mobile device.
Kindly copy the link in Google browser, else try to browse in
internet explorer, Mozilla Firefox....)



अभ्यास कार्य

(दिए गए प्रश्नों को अपनी कॉपी में करें)



पढ़िए और प्रश्नों के उत्तर दीजिए ।

नदी के किनारे मेरा गाँव है । मेरे घर के पास कुआँ है । कुएँ के पास आँवले का पेड़ है । पेड़ की छाँव में हम खेलते हैं । झाँसी से मेरी नानी आई है । वह मेरे लिए बाँसुरी लाई है । बाँसुरी की धुन सुनकर मेरा भाई हँसने लगा । मेरे पैर में काँटा लग गया । मैं कुएँ की मुँडेर पर बैठकर काँटा निकालने लगा ।



1. कुएँ के पास किसका पेड़ था ? _____

2. नानी कहाँ से आई थी ? _____

3. भाई किसकी धुन सुनकर हँसने लगा ?

4. खाली स्थान भरिए ।

○ मेरे घर के पास _____ है ।

○ मेरे पैर में _____ लग गया ।

○ पेड़ की _____ में हम खेलते हैं ।



5. सही तुक वाले शब्द लिखिए ।

○ पाँव - _____

○ बाँटा - _____

○ कुआँ - _____

○ आवला - _____



उचित शब्दों से खाली स्थान भरिए ।

[मंदिर , चाँद , लंगूर , मंगलवार , मुँह , दाँत]

1. _____ का दिन था ।
2. आकाश में _____ निकला है ।
3. मेरे _____ साफ़ हैं ।
4. _____ में झंडा लगा है ।
5. बाँसुरी _____ से बजती है ।
6. पेड़ पर _____ बैठा है ।



निम्नलिखित शब्दों में (ं) या (ँ) लगाकर लिखिए ।



○ आधी - _____



○ शतरज - _____



○ खासी - _____




○ खभा - _____



○ घटी - _____

○ तागा - _____



हिंदी शब्दकोश

प्रतिदिन हिंदी के पाँच नए शब्द सीखें और उन सभी शब्दों की सूची रफ़ कॉपी में तैयार करें ।

(उन शब्दों के अर्थ अंग्रेजी में लिखें व वाक्य प्रयोग भी करें ।)

उदाहरण के लिए -

तारिख - date

जन्मदिन - birthday

दुर्घटना - accident

सरल - easy

थकावट - fatigue



सुलेख

JAY CEE'S



लिखना लिखाना

हिन्दी सुलेख पुस्तिका
(Sachitra Sulekh Mala)

प्रातः उठकर सैर करना चाहिए।

हमें बड़ों का आदर करना चाहिए।

भारत की राजधानी नई दिल्ली है।



JAY CEE

सुलेख - मतलब

सुंदर लेख

(प्रतिदिन एक पेज सुलेख
लिखिए व अपनी लिखावट
को और सुंदर बनाइए |)



पठन कार्य



- कृप्या नीचे दिए गए लिंक को खोलकर अपनी हिंदी पुस्तक के पाठ ' चिड़िया और हाथी ' को मेरे पीछे - पीछे दोहराएँ और कठिन शब्दों का सही उच्चारण सीखें ।

https://youtu.be/HzI_Ypy-keE

- इसके अलावा रोज़ अच्छी और नई - नई किताबों से रूबरू हों ।
जैसे : राजा - रानी की कहानियाँ , जानवरों की कहानी, आदि ।



वार्तालाप

- नीचे दिए गए लिंक में वीडियो को ध्यानपूर्वक सुनिए व समझिये की कैसे हम कक्षा में पहले दिन अपनी अध्यापिका और सहपाठियों से बातचीत करते हैं ।

<https://youtu.be/cMhcXil7x1M>

<https://youtu.be/-K-5RG1A2s>

- और इसी तरह अनेक प्रकार की वार्तालाप वीडियो देखिये और अपनी हिंदी भाषा को आकर्षित बनाइए ।



IMPORTANT NOTICE:

Dear parents,

Hope all of you are safe and healthy. My good wishes are with you, I hope all the children are utilizing this time to excel their skills. Kindly prepare your child well with the I periodic syllabus. The link of 'ONLINE SELF ASSESSMENT TEST' will be updated soon.

पाठमाला - पाठ : 2 चिड़िया और हाथी

व्याकरण - ऋ, अनुस्वार (ं) और अनुनासिक (ँ) की मात्रा

- गिनती (1 - 20)

- सप्ताह के दिन (पृष्ठ - 107)

Thank you....

Have a nice day..

